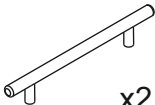


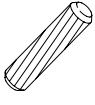









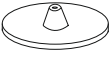


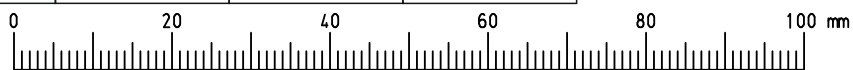


(DE) № Teilenummer	Größe (mm)	Menge (Stück)
1	500 x 250 x 16	1
2	466 x 249 x 16	1
3	434 x 249 x 16	1
4	434 x 249 x 16	1
5	463 x 230 x 4	1
6	364 x 466 x 16	1
7	500 x 750 x 6	1
8	440 x 498 x 16	1
9	730 x 70 x 16	1
10	730 x 498 x 16	1
11	724 x 220 x 16	1
12	724 x 220 x 16	1
13	730 x 70 x 16	1
14	476 x 669 x 2.5	1
15	466 x 96 x 16	1
16	466 x 96 x 16	1

1.33  x2	1.16  x24	1.17  x24	1.14  x24	1.5  3,5x16mm x8	1.8  x4
1.71  x6	1.2  x4	1.13  x6	1.91  3,5x12mm x4	1.9  x4	1.4  M 4x45mm x4
1.3  x10	1.30  x24	1.11  x4	1.31  x4		



VCM.

service@vcm-gruppe.de

Aufbauanleitung

Artikel: **Couchtisch Tindala**

