

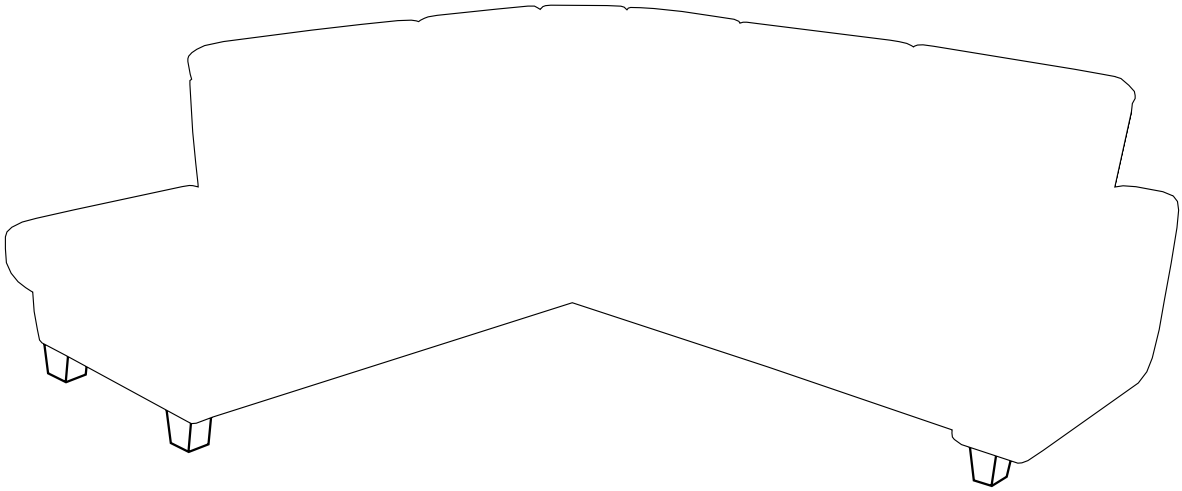

VITO BUDDY, VARESE, CASORIA
ANTONIO, VIVALDI
3100+0074-8350(8355)+0088+0081
8150(8350)+0088+0081-3300+0074
2021-06/1

D MONTAGEANLEITUNG
BEDIENUNGSANLEITUNG

NL HANDLEIDING VOOR DE MONTAGE
GEBRUIKSAANWIJZING

TR MONTAJ TALIMATI
KULLANIM KLAVUZU

RO INSTRUCŢIUNI DE INSTALARE
INSTRUCŢIUNI DE UTILIZARE

FR NOTICE DE MONTAGE
MANUEL´INSTRUCTIONS

HU KÖZGYŰLÉS UTASÍTÁSOK
KEZELÉSI UTASÍTÁS

SI NAVODILA ZA MONTAŽO
NAVODILA ZA UPORABO

ES INSTRUCCIONES DE MONTAJE
MANUAL DEL USUARIO

GB ASSEMBLY INSTRUCTIONS
INSTRUCTION MANUAL

PL INSTRUKCJA MONTAŻU
INSTRUKCJA OBSŁUGI

RU ИНСТРУКЦИЯ ПО МОНТАЖУ
ИНСТРУКЦИЯ ПО ЭКСПЛУАТАЦИИ

IT ISTRUZIONI DI MONTAGGIO
MANUALE DI ISTRUZIONI

SK MONTÁŽNY NÁVOD
NÁVOD NA POUŽITIE

CZ MONTÁŽNÍ NÁVOD
NÁVOD K POUŽITÍ

PT INSTRUÇÕES DE MONTAGEM
MANUAL DO USUÁRIO

HR UPUTE ZA MONTAŽU
UPUTE ZA UPOTREBU

Service · Dienstverlening · Serwis · Servis · Сервисная служба · Serviciu · Services ·Servizio ·Servisný list · Szolgáltatás · Servisní list

VITO BUDDY, VARESE, ANTONIO, VIVALDI,CASORIA

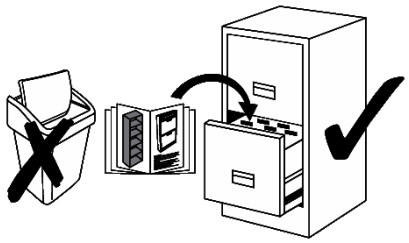

v1

a	b M8x110	c	d	f
x6	x6	x1	x6	x6

v2

a	b M8x110	c	d	f
x6	x6	x1	x6	x6

v3

a	b M8x20	c	f
a1 x6	x6	x1	x6

0074





0081

0088



Service · Dienstverlening · Serwis · Servis · Сервисная служба · Serviciu · Services ·Servizio ·Servisný list · Szolgáltatás · Servisní list

Name · Naam · Nazwa · İsim · Название · Nume · Nome · Názov · Názov · Název · Neve

VITO BUDDY, VARESE, ANTONIO, VIVALDI,CASORIA

Typ · Type · Tip · Тип · Tipo · Típus

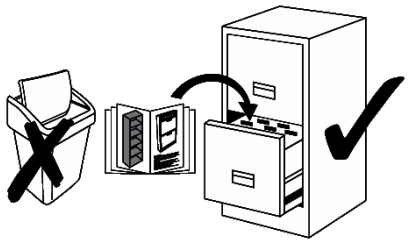

A

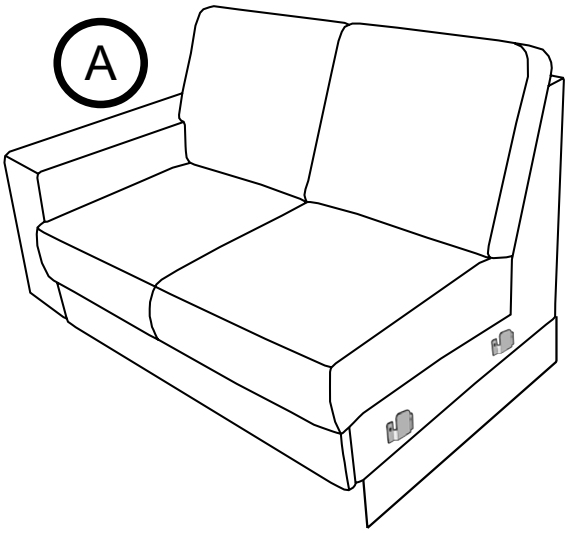

C



B-1



D-1



B-2

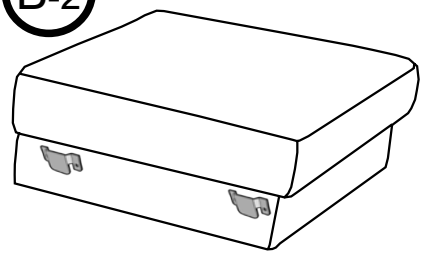

D-2

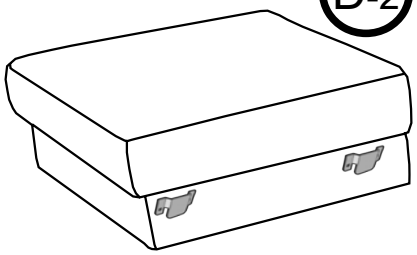

0074





✓	V	X	Y	Z
	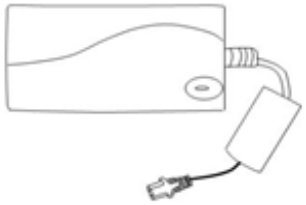 **Input: 100-240V~,50/60Hz,1.6A** **Output: 29V=2A**	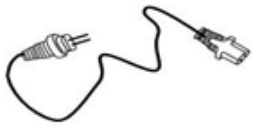 **~ 3 m**	 **~ 120 cm**	
	1x	1x	1x	1x

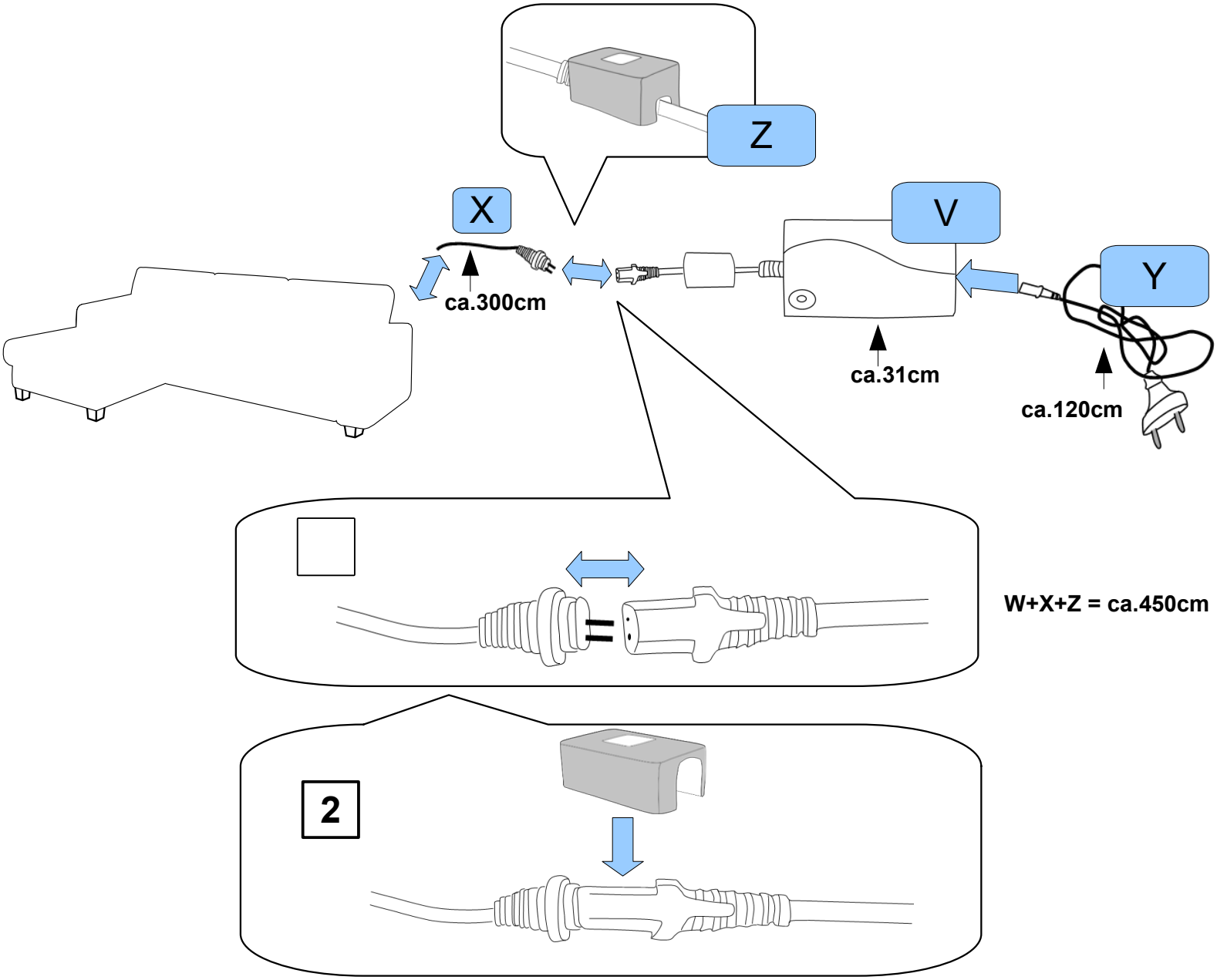

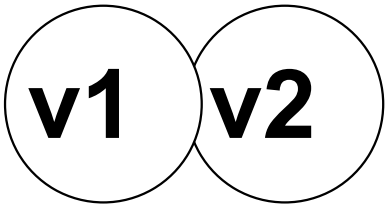
v1
v2

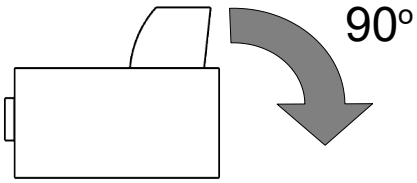
90º

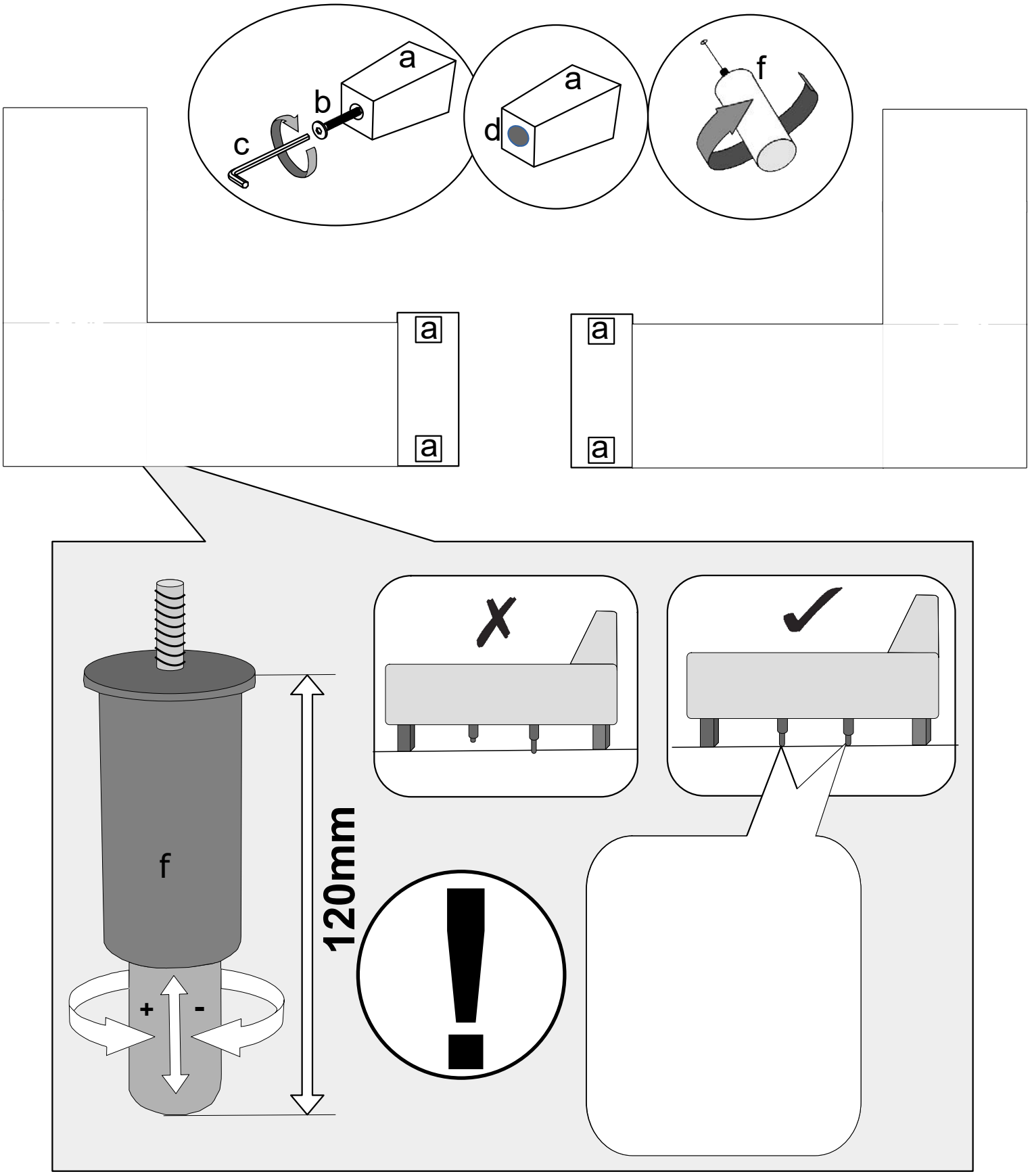
a
b
c
a
d
f
a
a
a
a
f
+
-
120mm
!

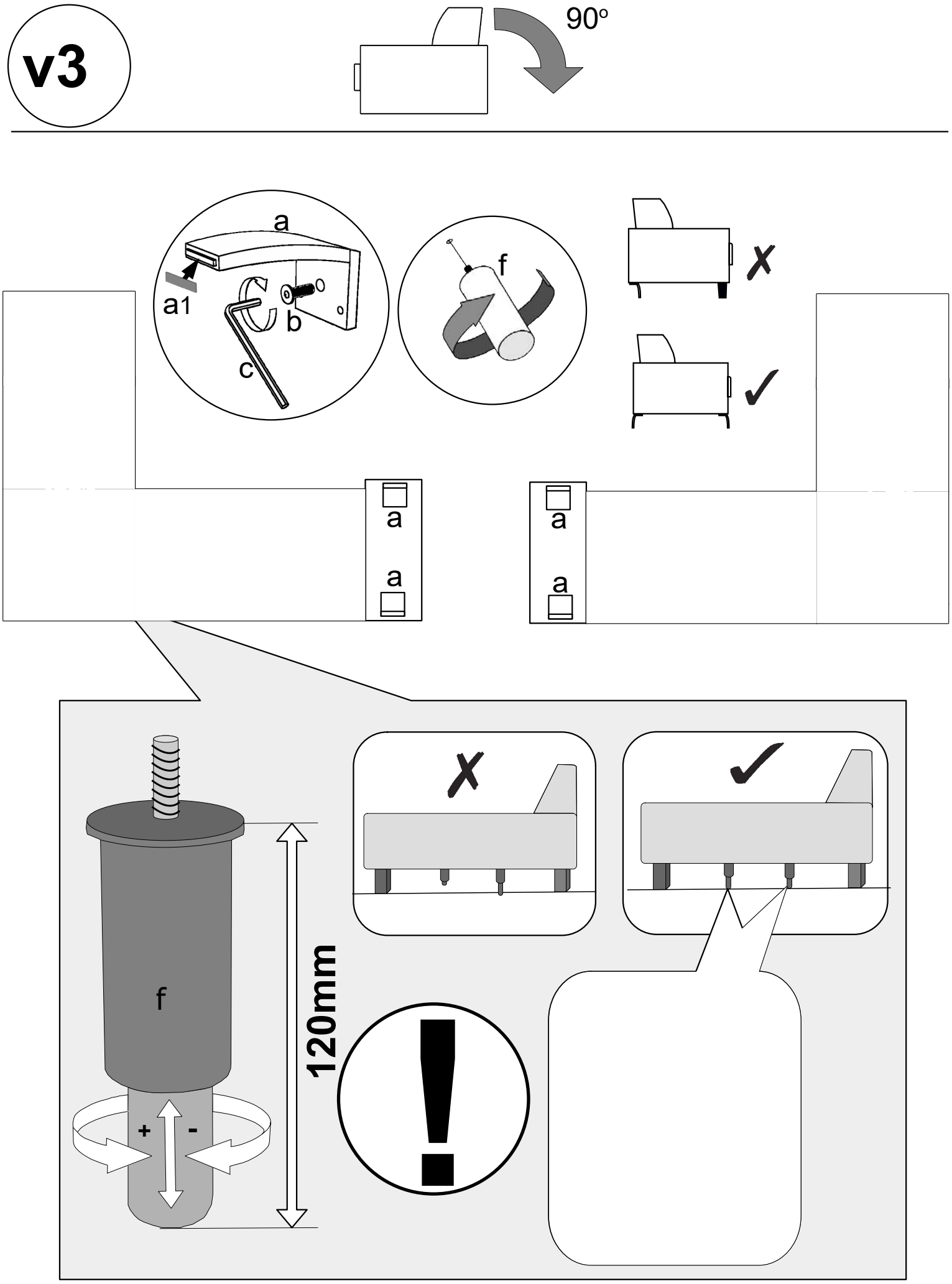
v3
90º
a
a1
b
c
f
a
a
a
a
f
120mm
+
-

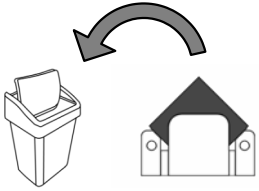

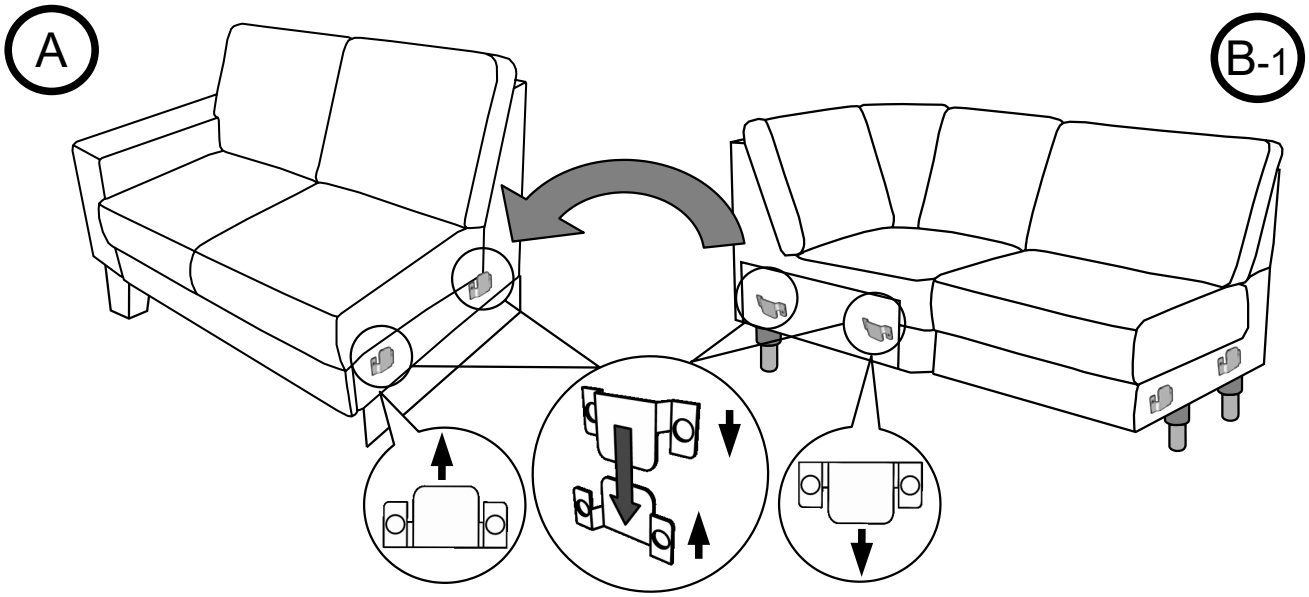
A
B-1

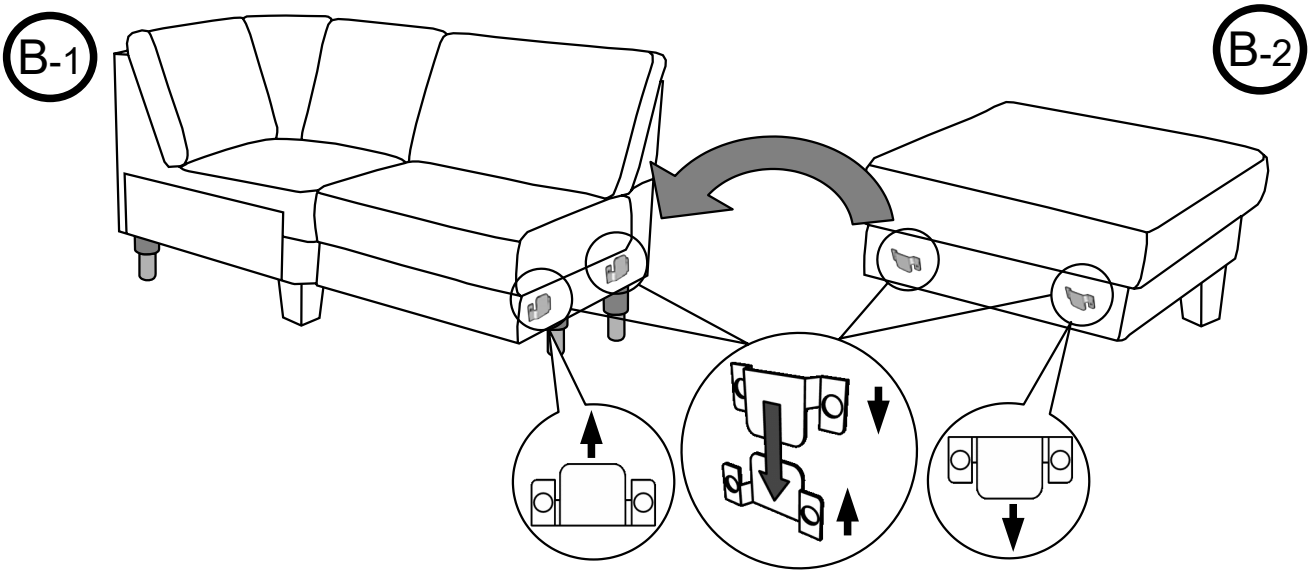
B-1
B-2

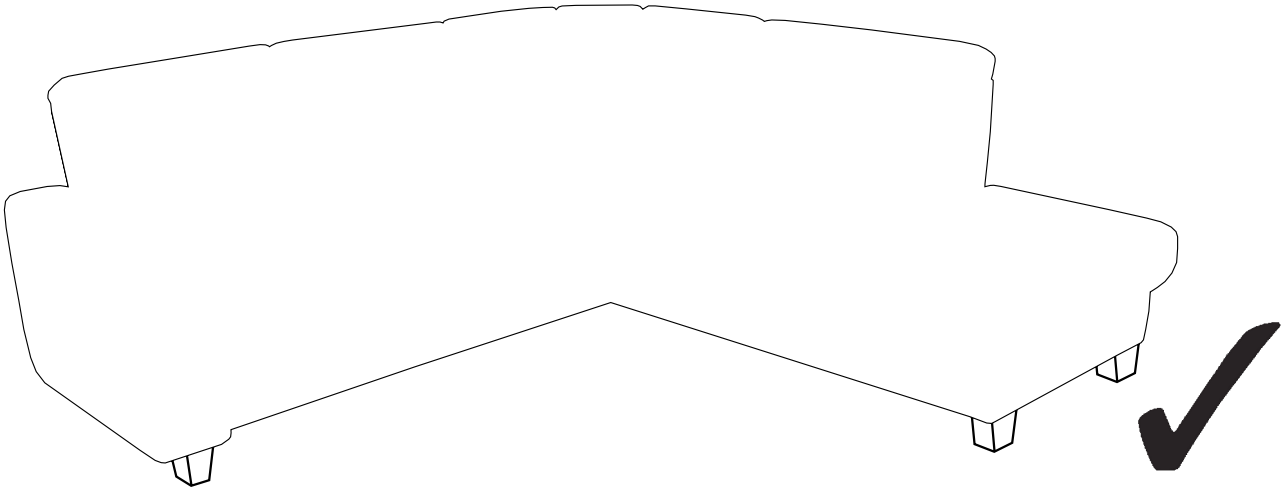

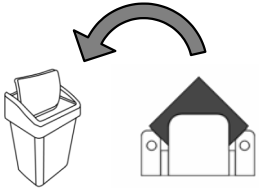

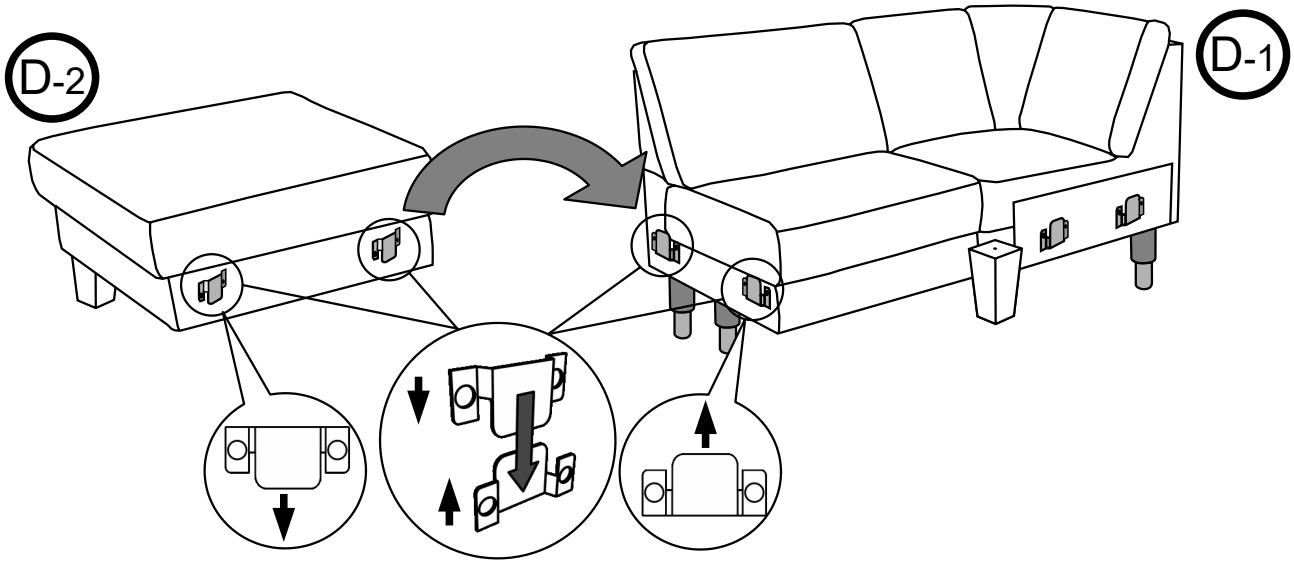
D-2
D-1

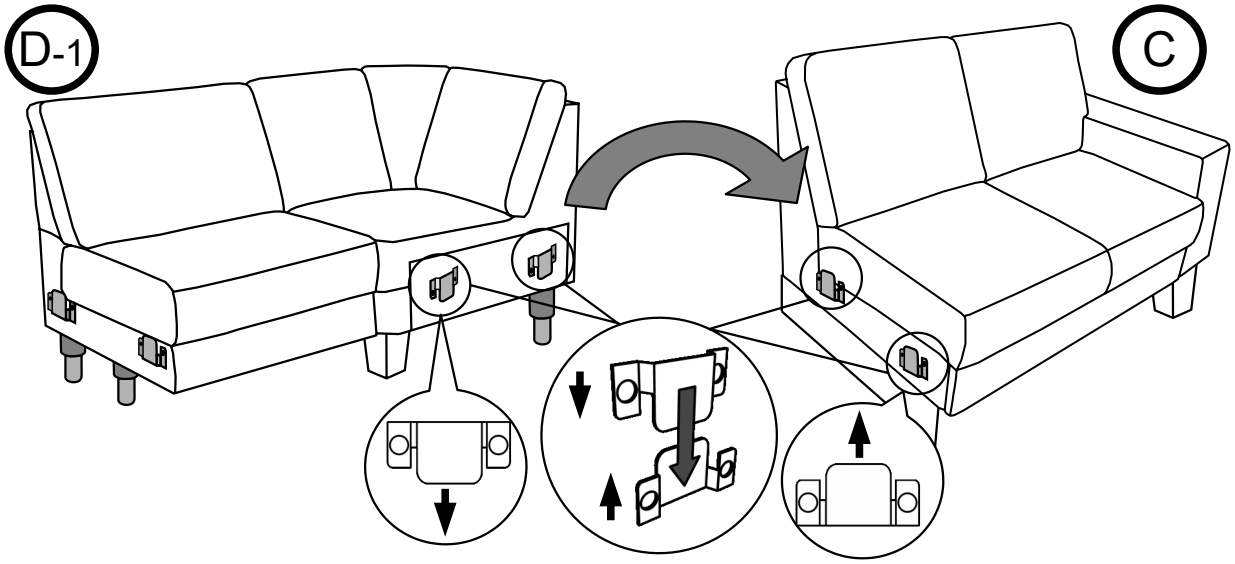
D-1
C

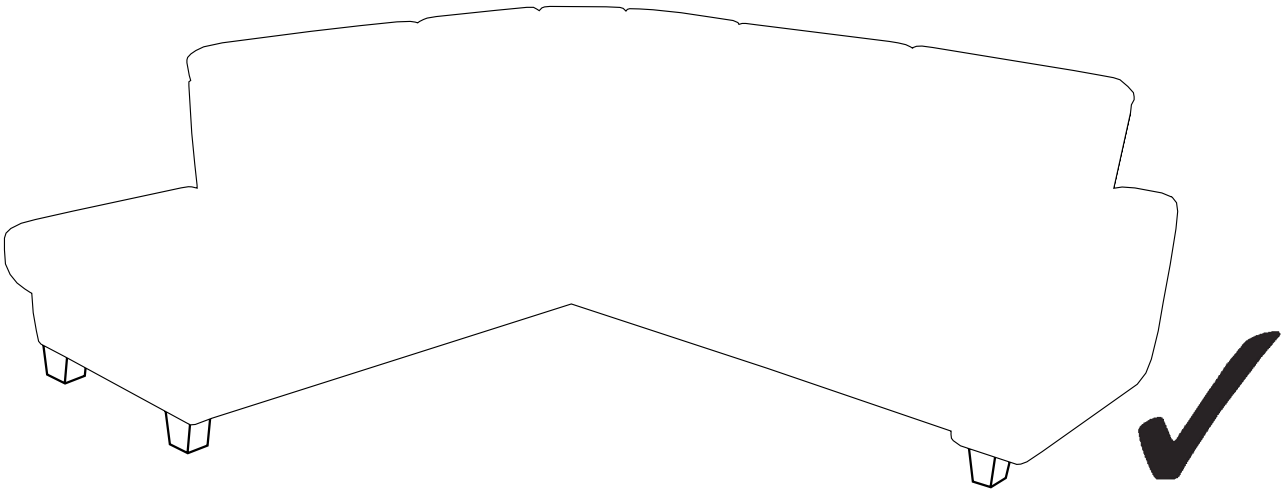

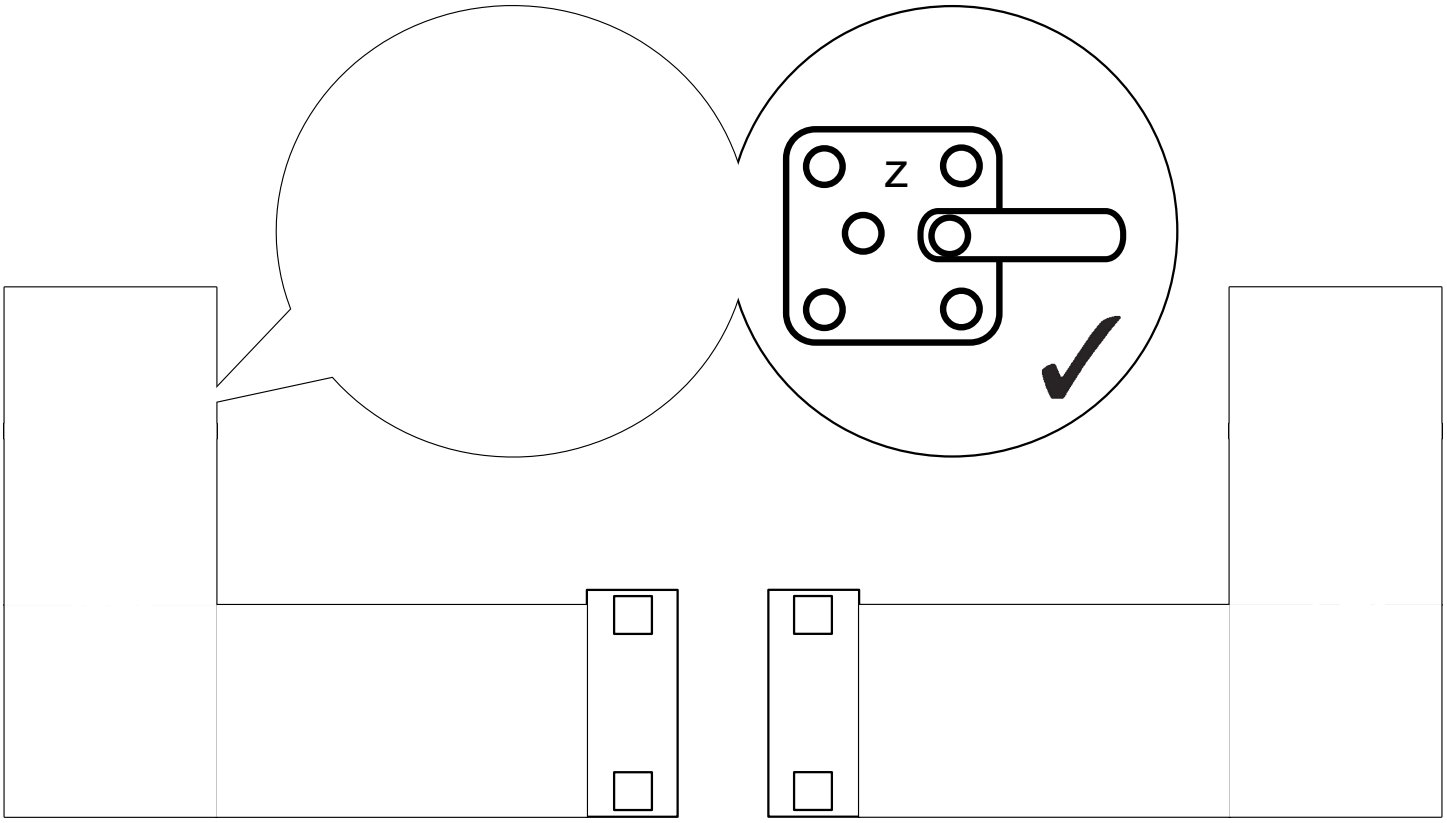
Z

0074 A C

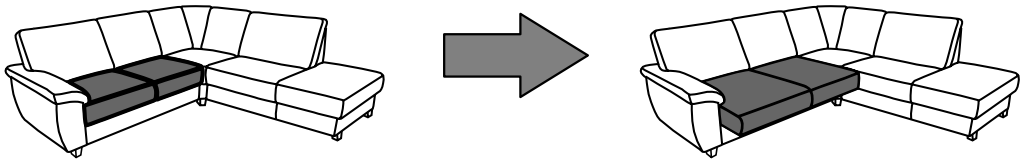

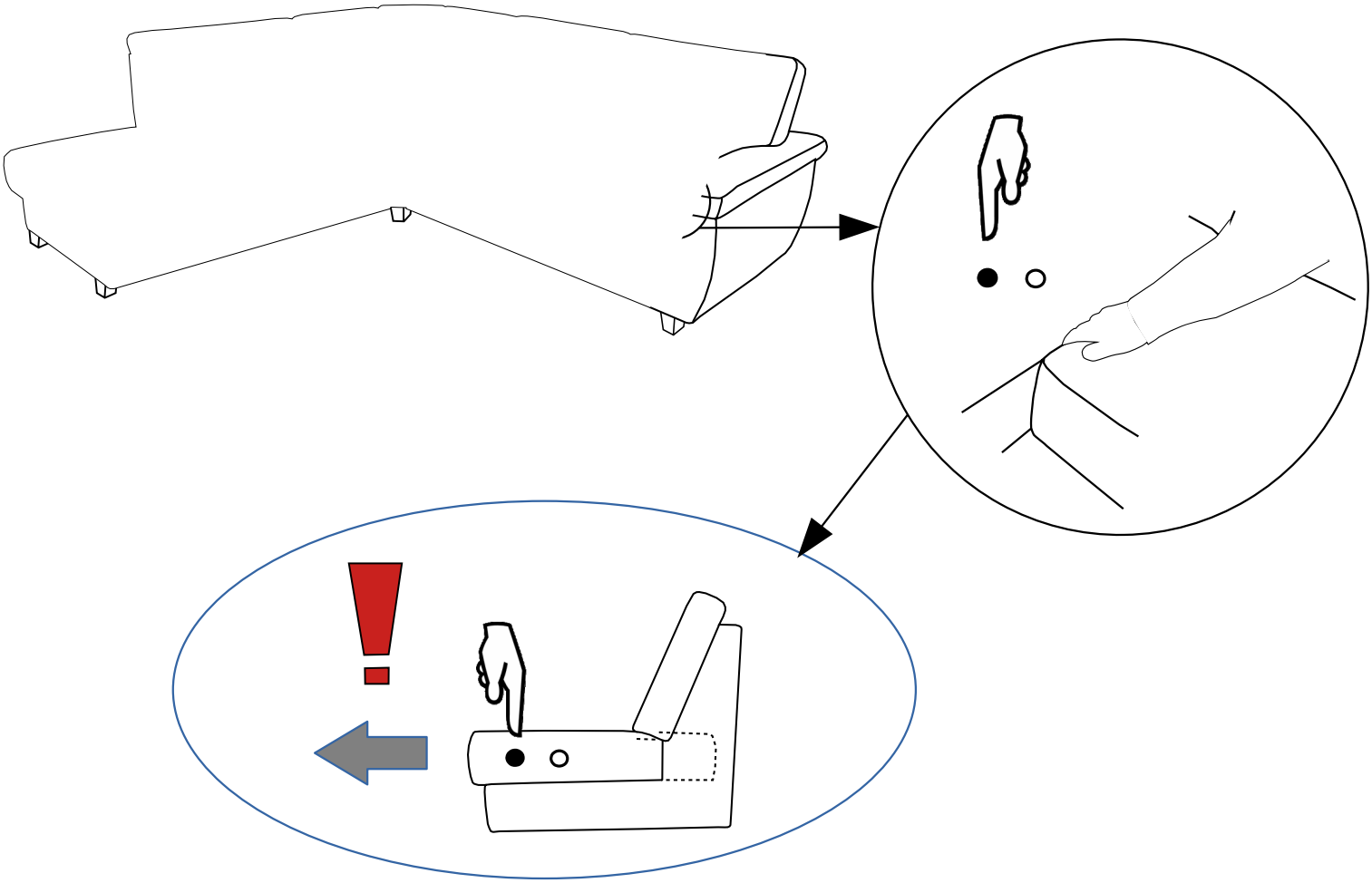

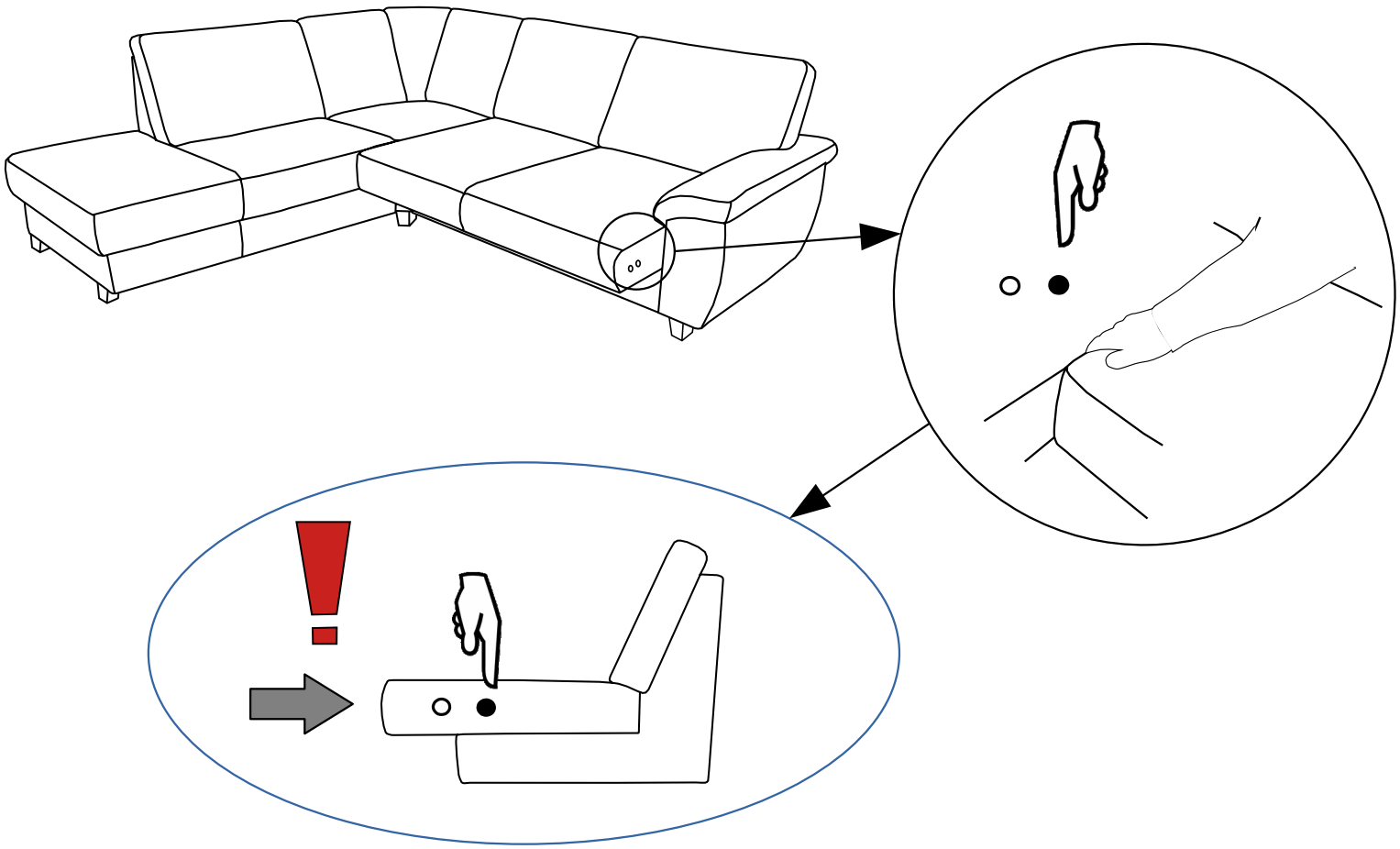

0081 B-1 D-1



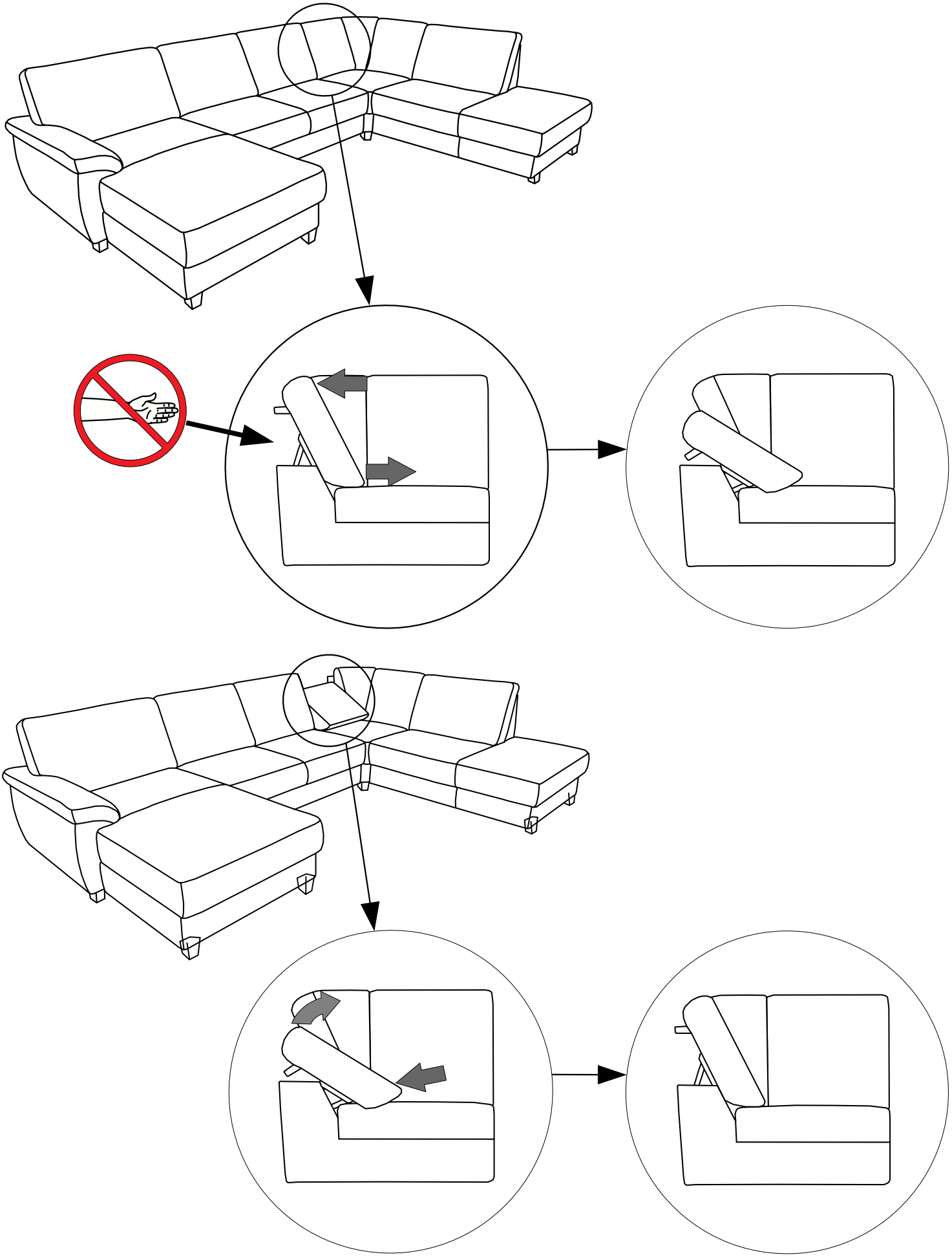

0088

B-2 D-2

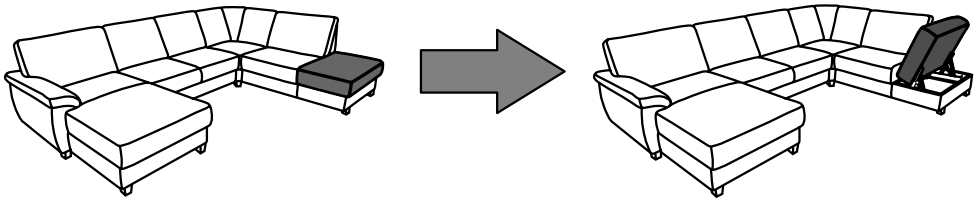

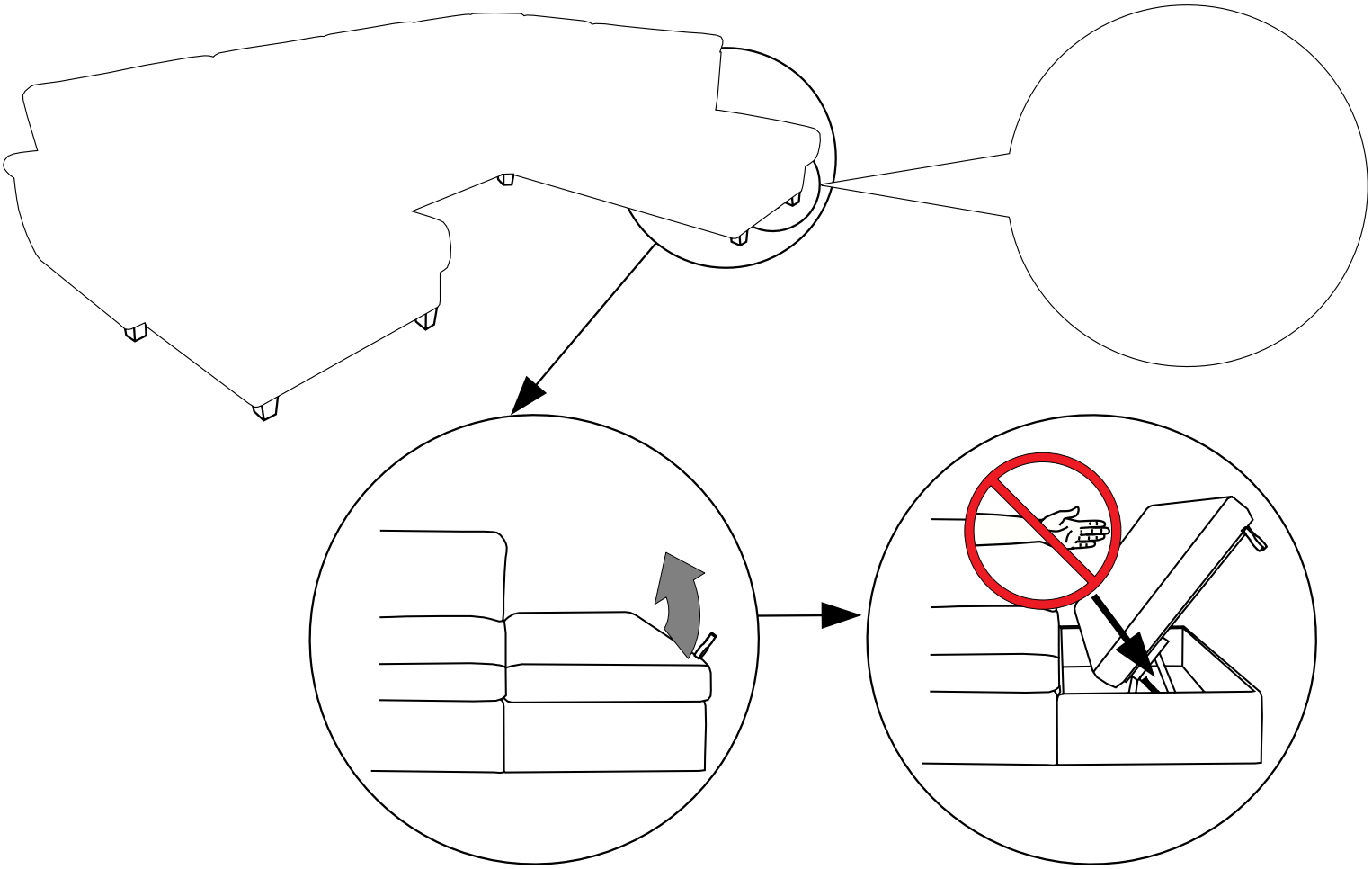

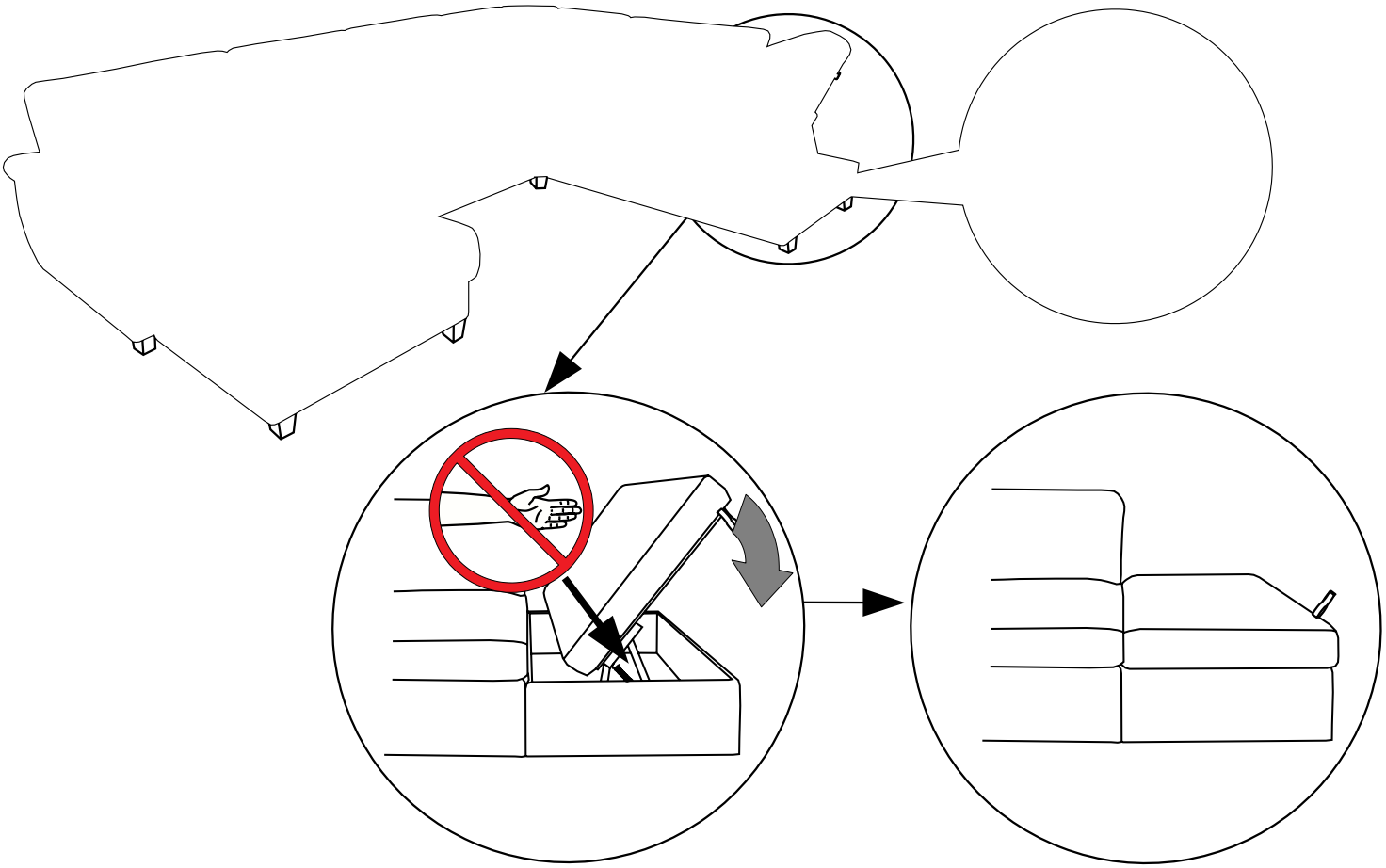



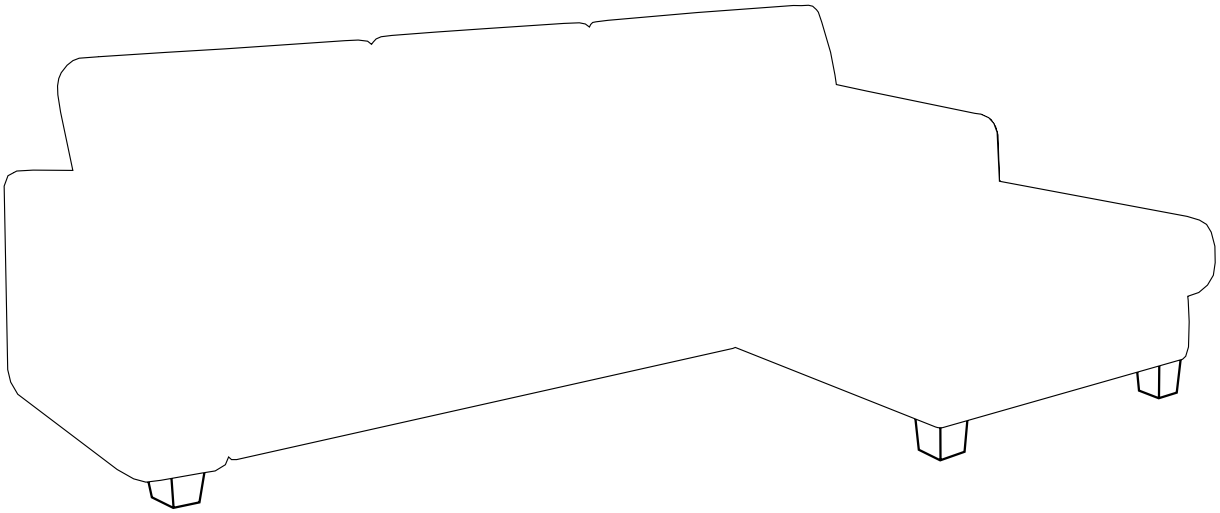

VITO BUDDY, VARESE, CASORIA
ANTONIO, VIVALDI
8143(0089)-3300+0074
3100+0074-8144(0089)
2022-11/1

D MONTAGEANLEITUNG
BEDIENUNGSANLEITUNG

NL HANDLEIDING VOOR DE MONTAGE
GEBRUIKSAANWIJZING

TR MONTAJ TALIMATI
KULLANIM KLAVUZU

RO INSTRUCŢIUNI DE INSTALARE
INSTRUCŢIUNI DE UTILIZARE

FR NOTICE DE MONTAGE
MANUEL´INSTRUCTIONS

HU KÖZGYŰLÉS UTASÍTÁSOK
KEZELÉSI UTASÍTÁS

SI NAVODILA ZA MONTAŽO
NAVODILA ZA UPORABO

ES INSTRUCCIONES DE MONTAJE
MANUAL DEL USUARIO

GB ASSEMBLY INSTRUCTIONS
INSTRUCTION MANUAL

PL INSTRUKCJA MONTAŻU
INSTRUKCJA OBSŁUGI

RU ИНСТРУКЦИЯ ПО МОНТАЖУ
ИНСТРУКЦИЯ ПО ЭКСПЛУАТАЦИИ

IT ISTRUZIONI DI MONTAGGIO
MANUALE DI ISTRUZIONI

SK MONTÁŽNY NÁVOD
NÁVOD NA POUŽITIE

CZ MONTÁŽNÍ NÁVOD
NÁVOD K POUŽITÍ

PT INSTRUÇÕES DE MONTAGEM
MANUAL DO USUÁRIO

HR UPUTE ZA MONTAŽU
UPUTE ZA UPOTREBU

Service · Dienstverlening · Serwis · Servis · Сервисная служба · Serviciu · Services ·Servizio ·Servisný list · Szolgáltatás · Servisní list

VITO BUDDY, VARESE, ANTONIO, VIVALDI,CASORIA

8143-3300; 3100-8144

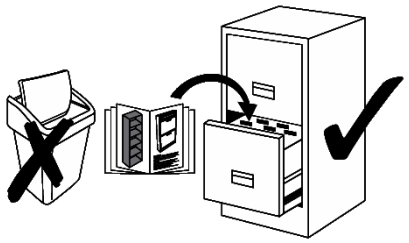

v1

a	b M8x110	c	d	e	f
x6	x6	x1	x7	x1	x3

v2

a	b M8x110	c	d	e	f
x6	x6	x1	x7	x1	x3

v3

a	b M8x20	c	e	d	f
a1 x6	x6	x1	x1	x1	x3

0074	0089
	0240

Service · Dienstverlening · Serwis · Servis · Сервисная служба · Serviciu · Services ·Servizio ·Servisný list · Szolgáltatás · Servisní list

VITO BUDDY, VARESE, ANTONIO, VIVALDI,CASORIA

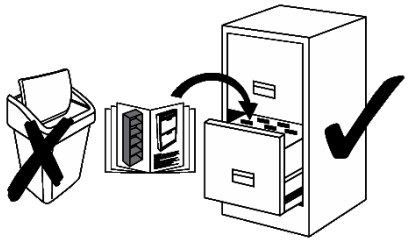

A

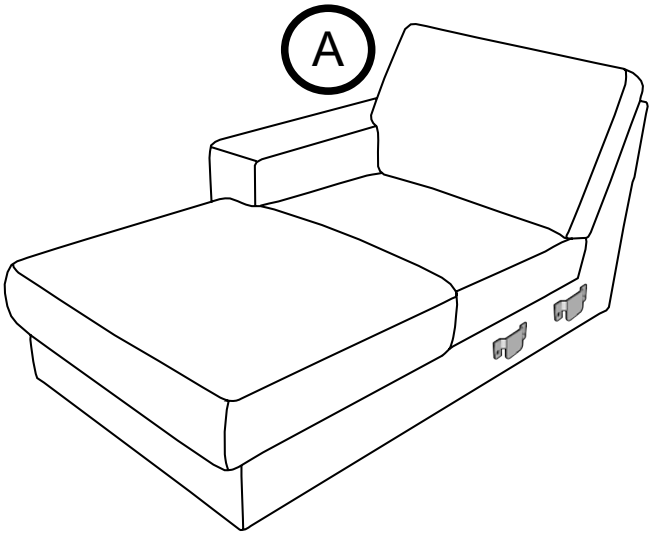

C

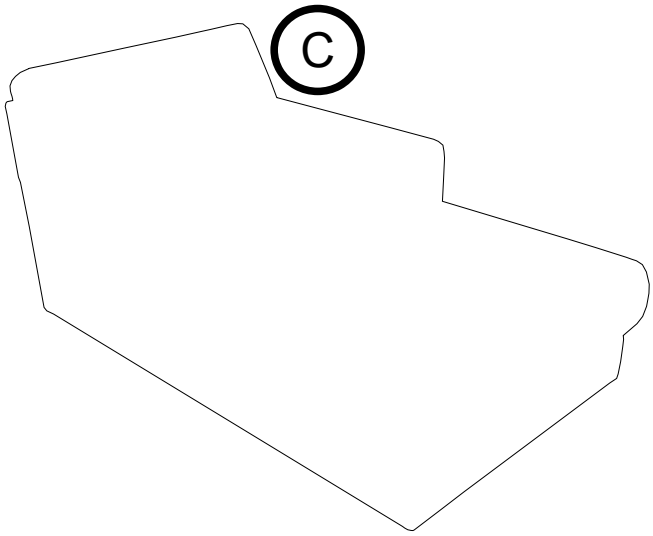

B



D



0074

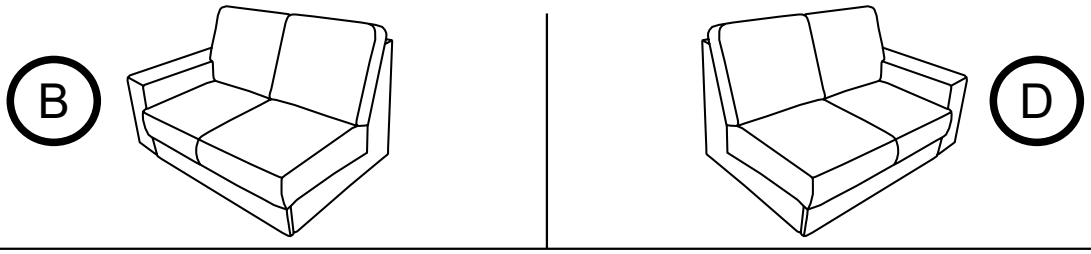

✓	V	X	Y	Z
	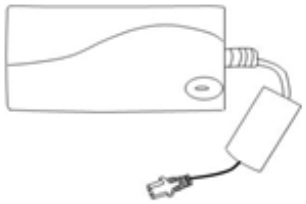 **Input: 100-240V~,50/60Hz,1.6A** **Output: 29V=2A**	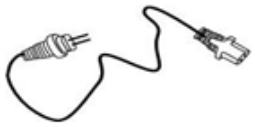 **~ 3 m**	**~ 120 cm**	
	1x	1x	1x	1x

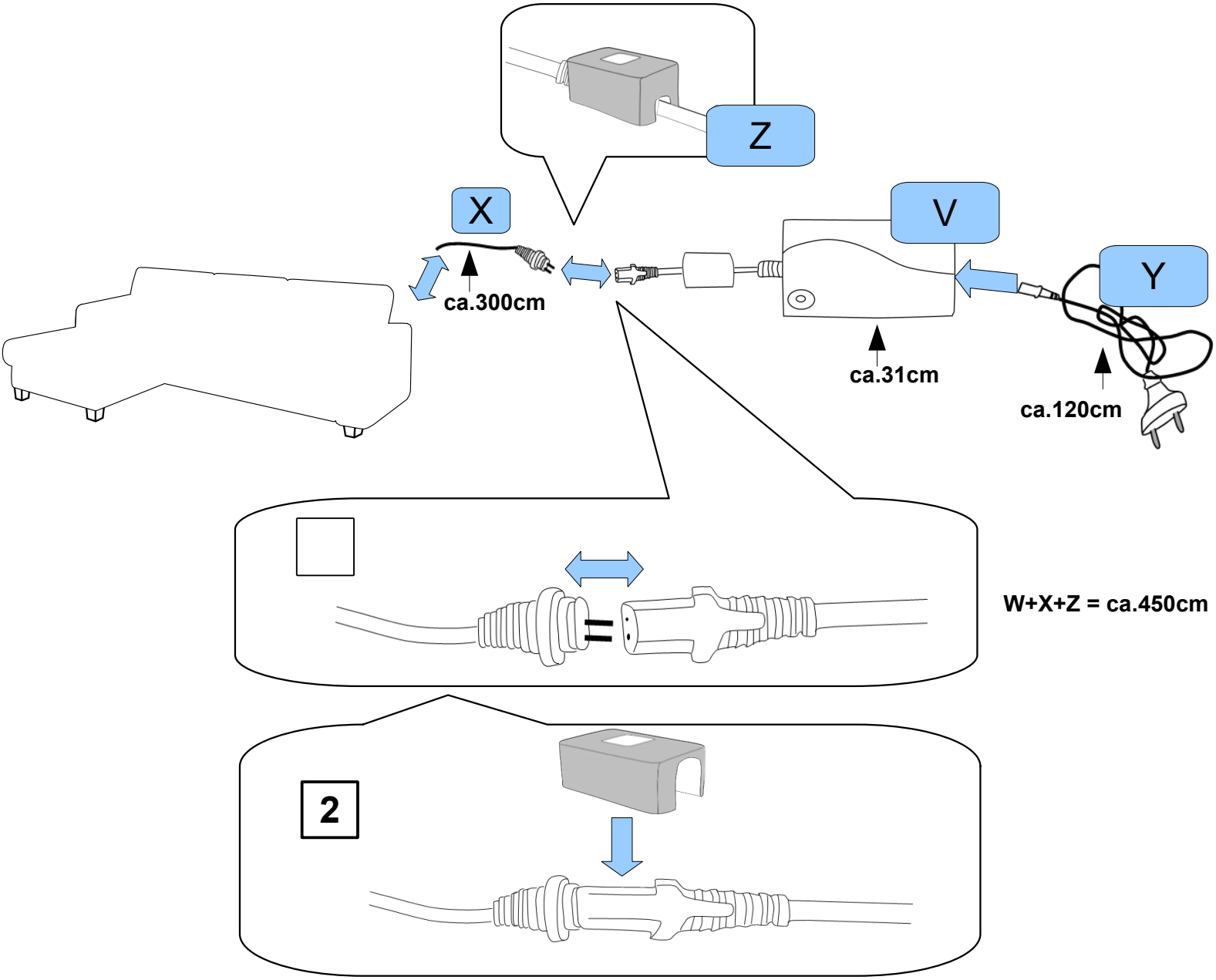

0240

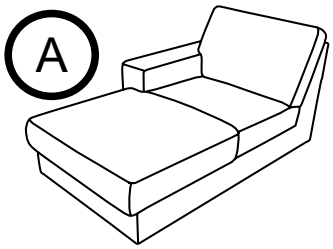



✓	V	X	Y	Z
	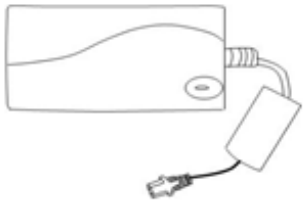 **Input: 100-240V~,50/60Hz,1.6A** **Output: 29V=2A**	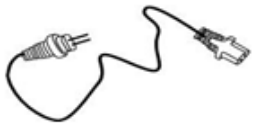 **~ 3 m**	 **~ 120 cm**	
	1x	1x	1x	1x

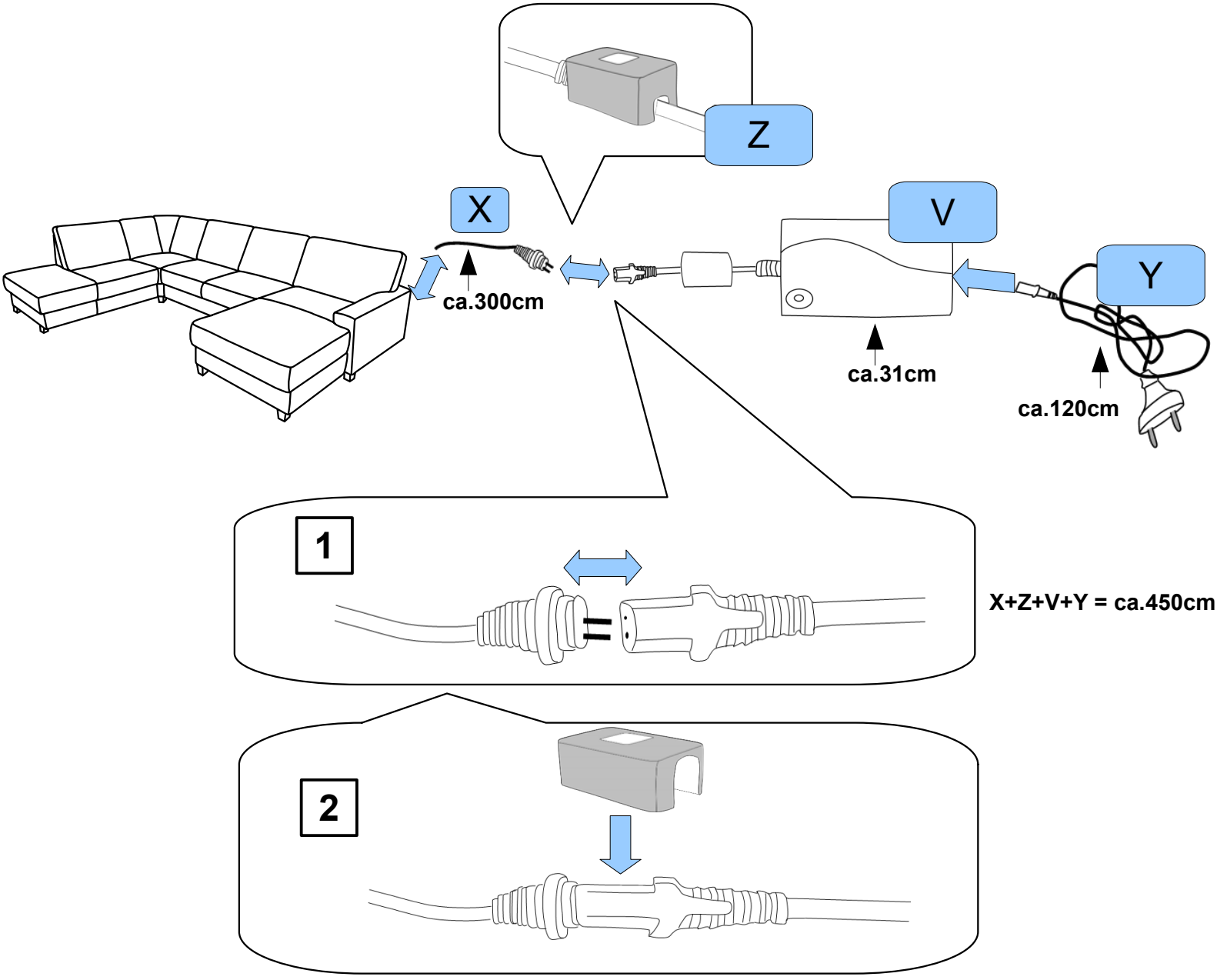

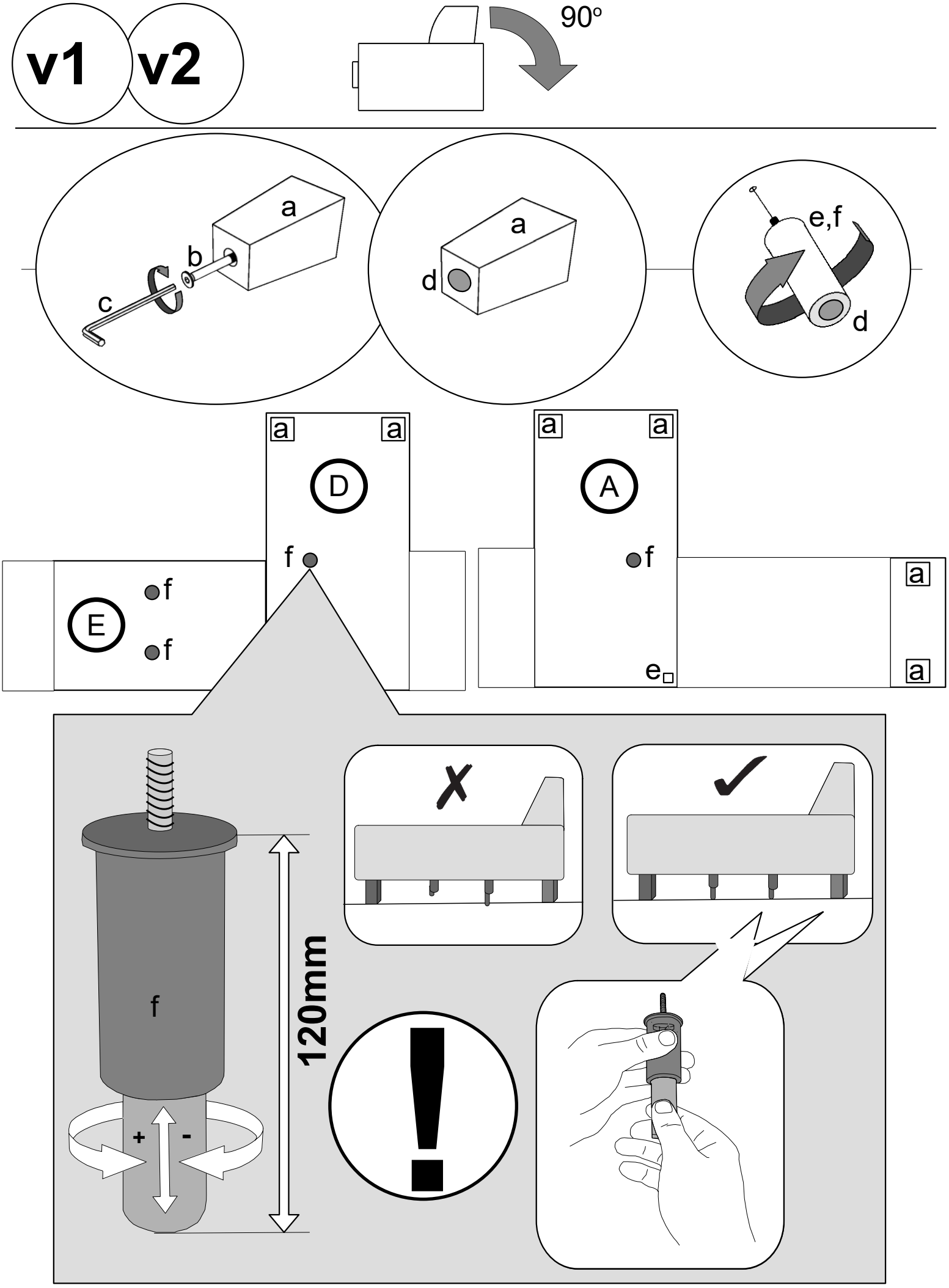
v1
v2
90º
a
b
c
a
d
e,f
d
a
a
D
f
E
f
f
a
a
A
f
e
a
a
f
120mm
+
-
!

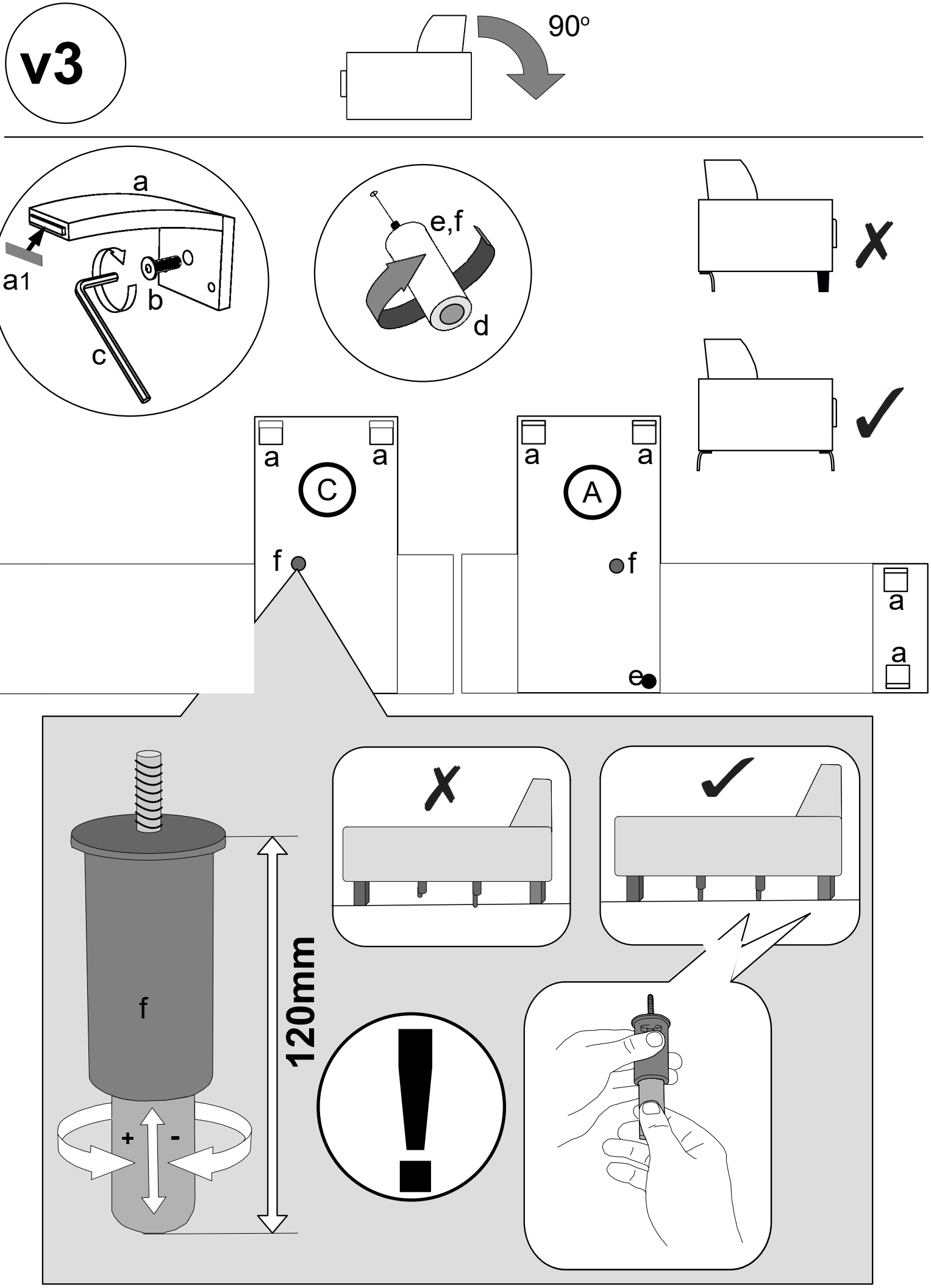
v3
90º
a
a1
b
c
e,f
d
a
a
C
f
a
a
A
f
e
a
a
f
120mm
+
-
!

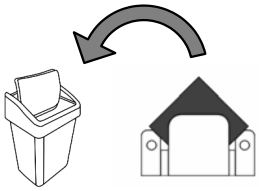

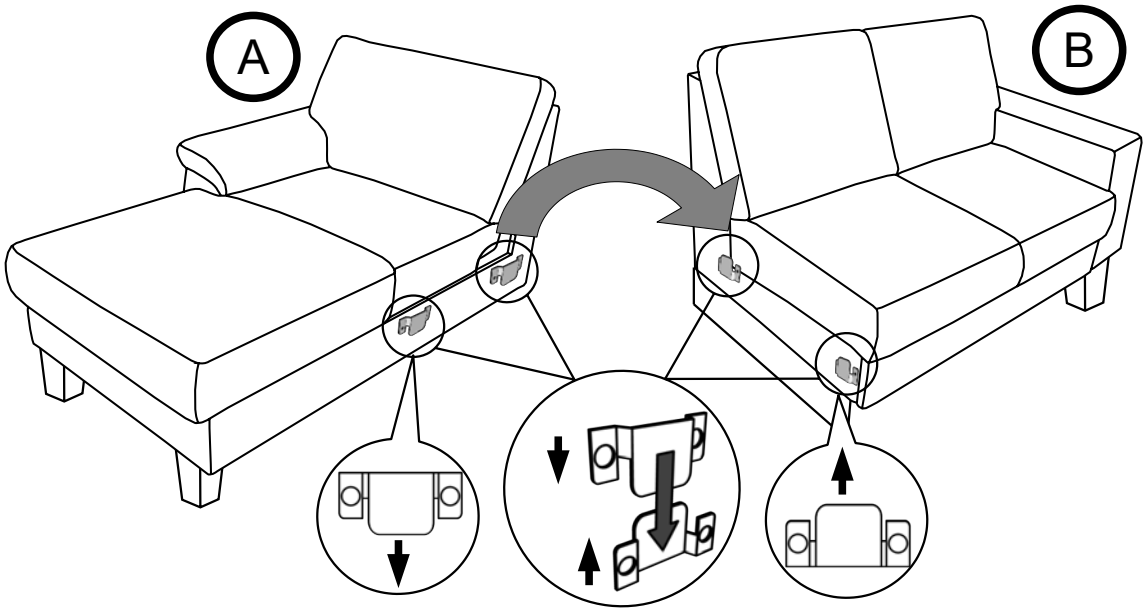
A
B



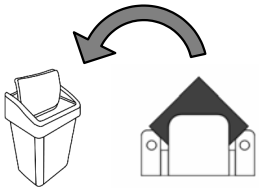

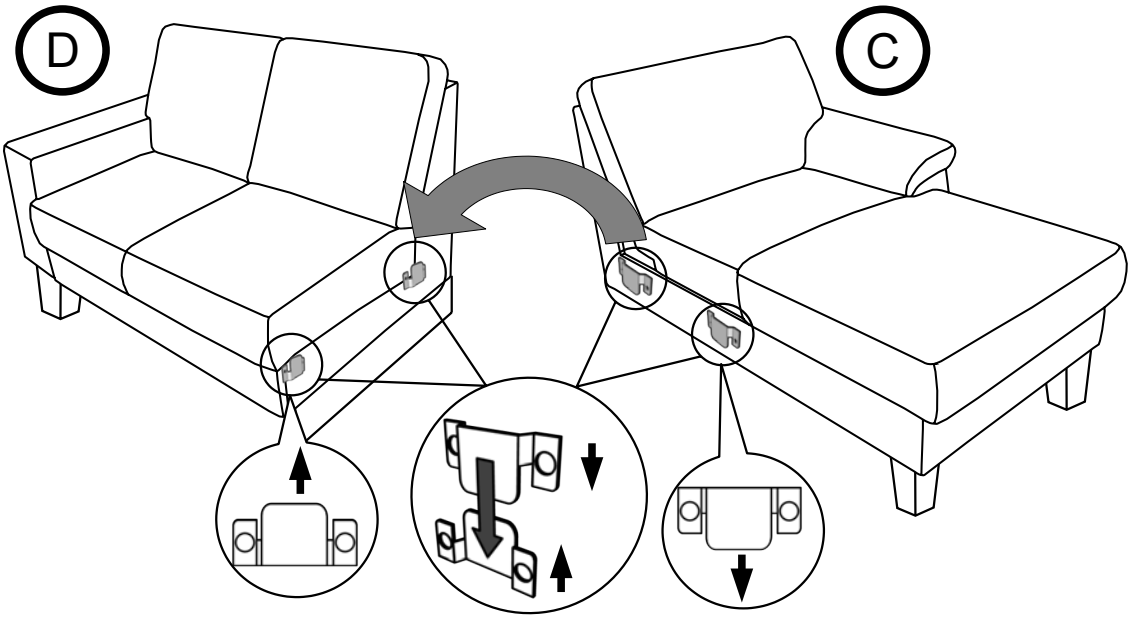
D
C

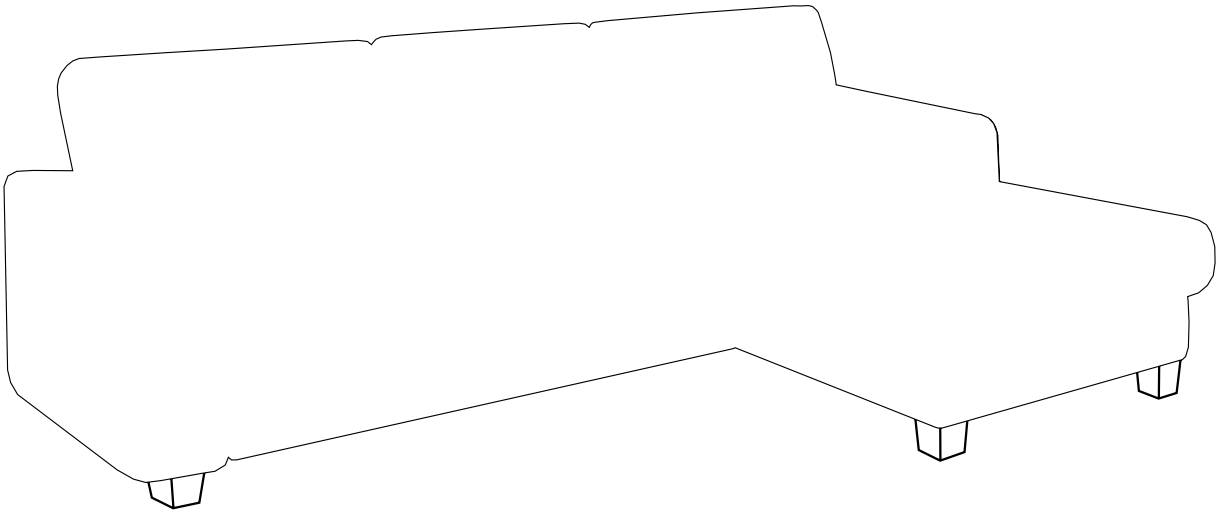

0074 B D

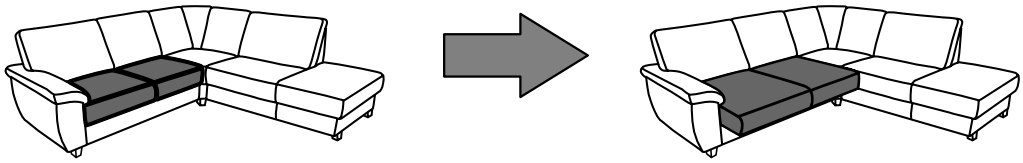

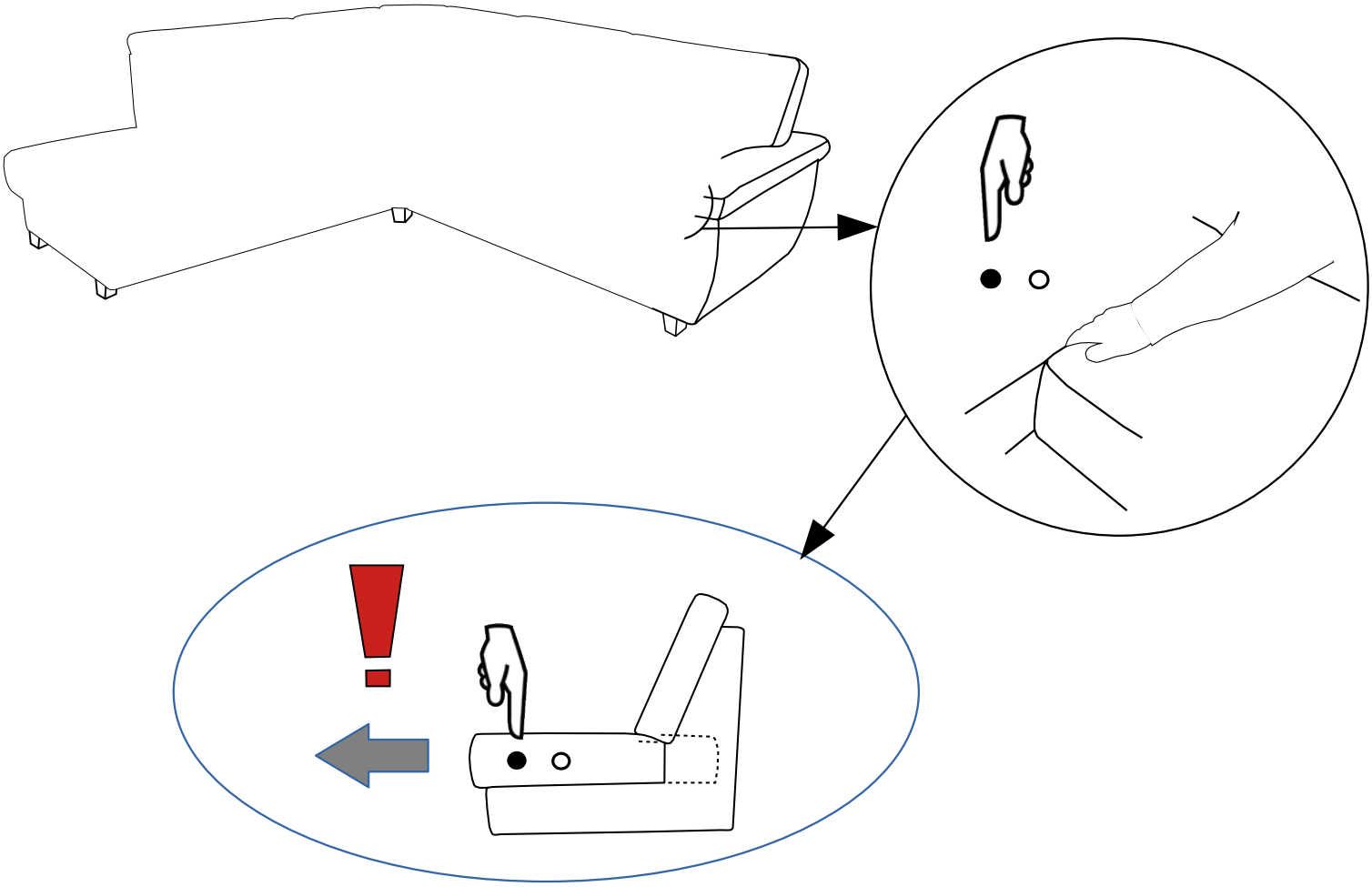

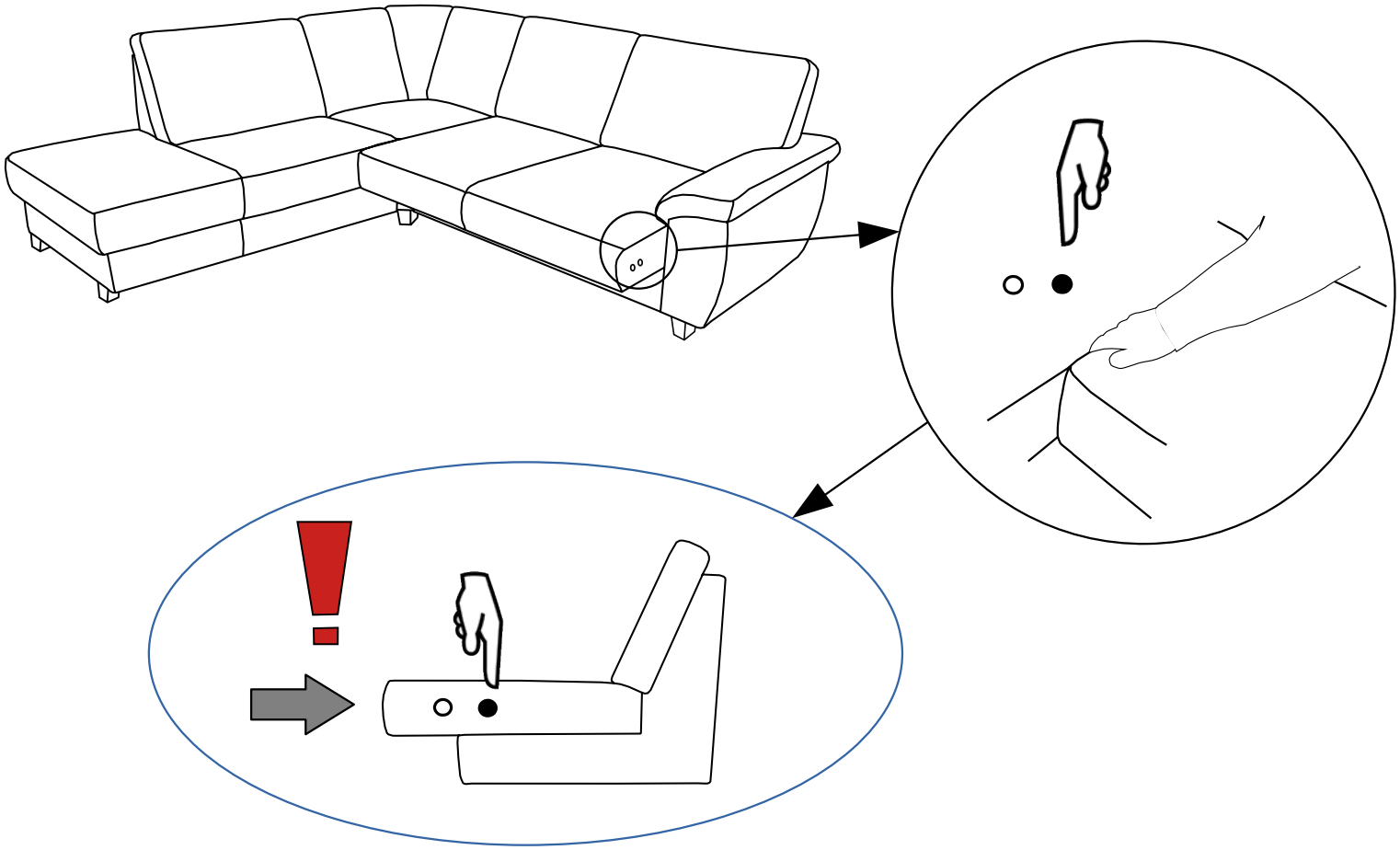

0089 A C

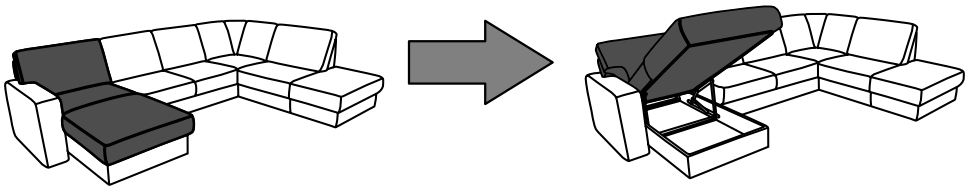

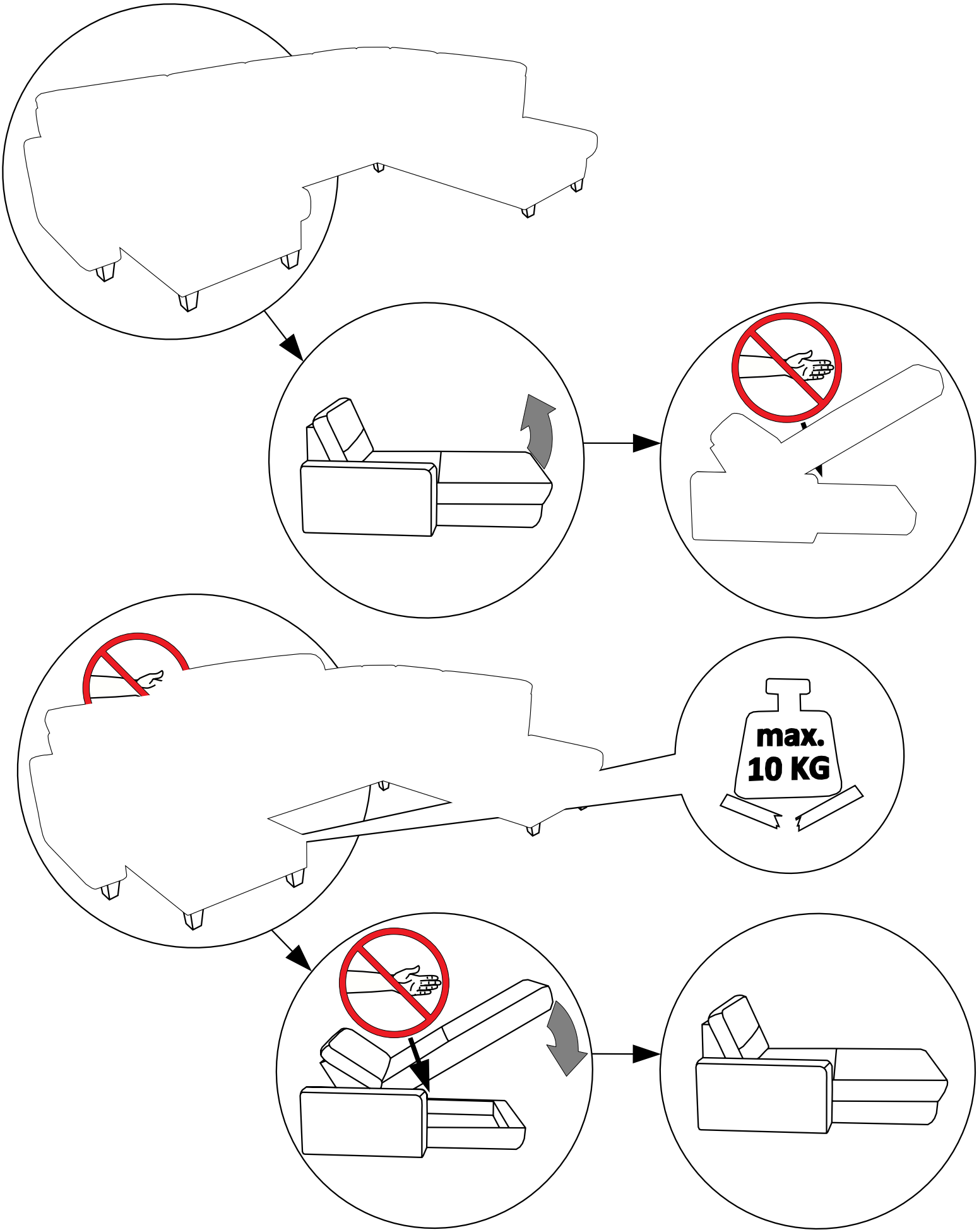

0240 A C

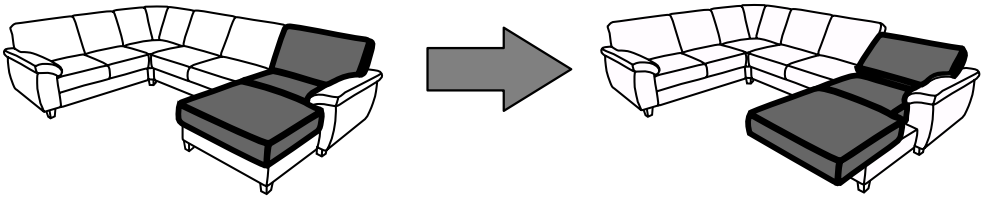

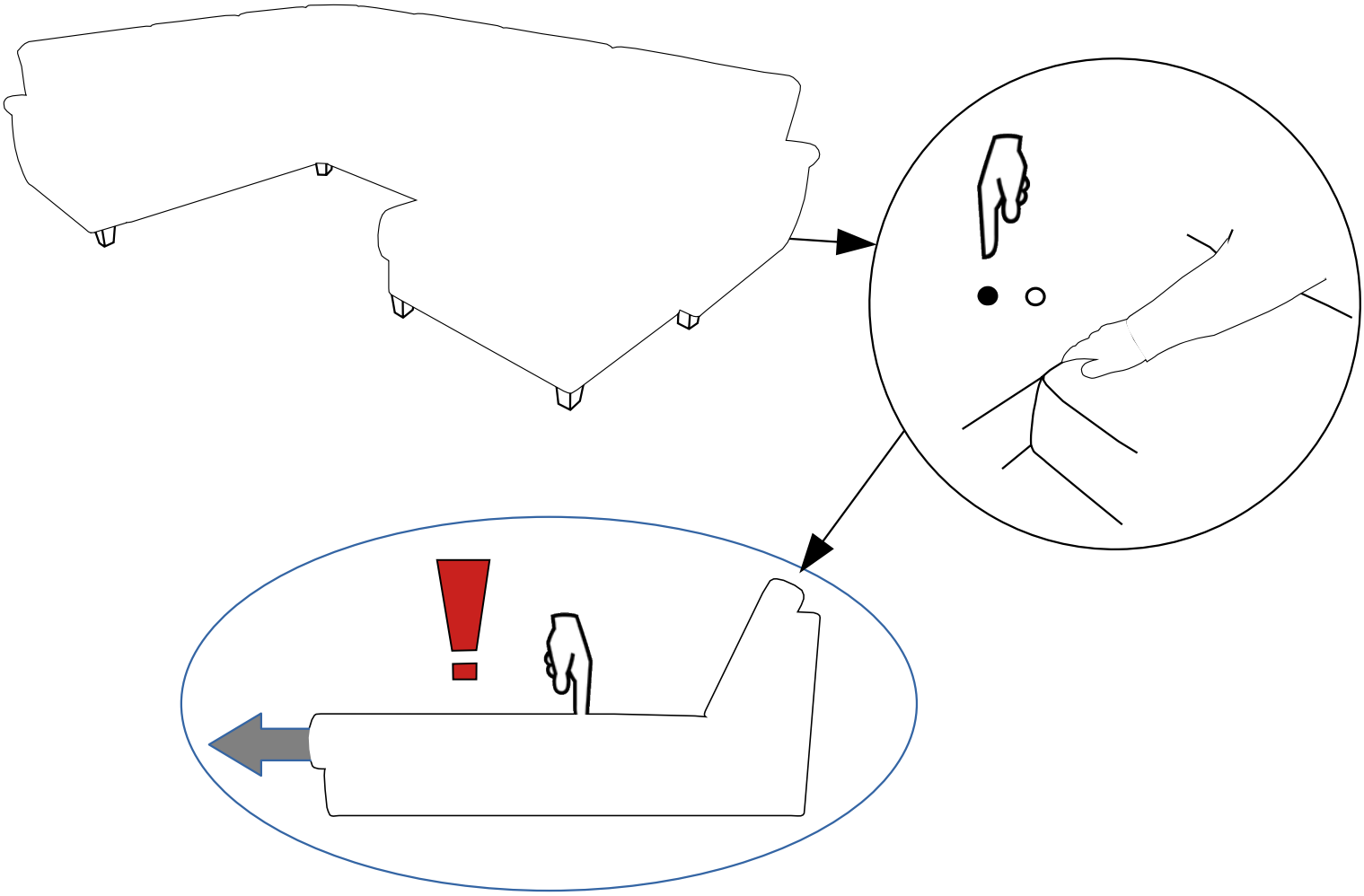

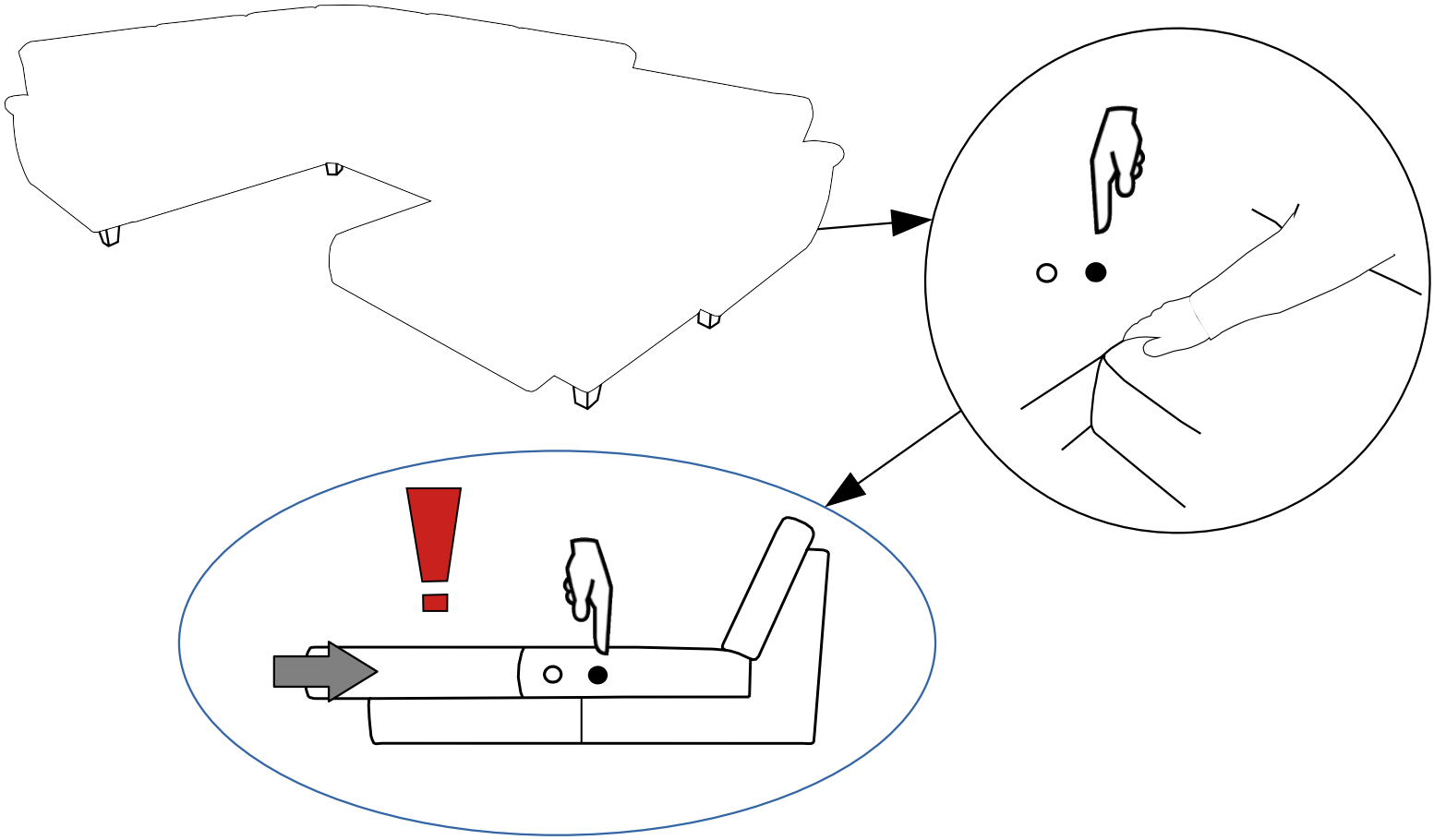





D MONTAGEANLEITUNG
BEDIENUNGSANLEITUNG

NL HANDLEIDING VOOR DE MONTAGE
GEBRUIKSAANWIJZING

TR MONTAJ TALIMATI
KULLANIM KLAVUZU

RO INSTRUCŢIUNI DE INSTALARE
INSTRUCŢIUNI DE UTILIZARE

FR NOTICE DE MONTAGE
MANUEL´INSTRUCTIONS

HU KÖZGYŰLÉS UTASÍTÁSOK
KEZELÉSI UTASÍTÁS

SI NAVODILA ZA MONTAŽO
NAVODILA ZA UPORABO

ES INSTRUCCIONES DE MONTAJE
MANUAL DEL USUARIO

GB ASSEMBLY INSTRUCTIONS
INSTRUCTION MANUAL

PL INSTRUKCJA MONTAŻU
INSTRUKCJA OBSŁUGI

RU ИНСТРУКЦИЯ ПО МОНТАЖУ
ИНСТРУКЦИЯ ПО ЭКСПЛУАТАЦИИ

IT ISTRUZIONI DI MONTAGGIO
MANUALE DI ISTRUZIONI

SK MONTÁŽNY NÁVOD
NÁVOD NA POUŽITIE

CZ MONTÁŽNÍ NÁVOD
NÁVOD K POUŽITÍ

PT INSTRUÇÕES DE MONTAGEM
MANUAL DO USUÁRIO

HR UPUTE ZA MONTAŽU
UPUTE ZA UPOTREBU

VITO BUDDY, VARESE, CASORIA
ANTONIO, VIVALDI
2501+0074-8300
8100-2503+0074
2022-05/1

Service · Dienstverlening · Serwis · Servis · Сервисная служба · Serviciu · Services ·Servizio ·Servisný list · Szolgáltatás · Servisní list

VITO BUDDY, VARESE, ANTONIO, VIVALDI,CASORIA

2501+0074-8300;8100-2503+0074

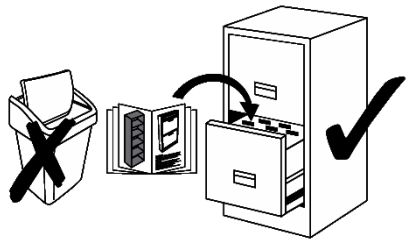

v1

a	b M8x110	c	d	e	f
x5	x5	x1	x6	x1	x2

v2

a	b M8x110	c	d	e	f
x5	x5	x1	x6	x1	x2

v3

a	b M8x20	c	d	e	f
a1 x5	x5	x1	x1	x1	x2

0074



Service · Dienstverlening · Serwis · Servis · Сервисная служба · Serviciu · Services ·Servizio ·Servisný list · Szolgáltatás · Servisní list

Name · Naam · Nazwa · İsim · Название · Nume · Nome · Názov · Názov · Název · Neve

VITO BUDDY

Typ · Type · Tip · Тип · Tipo · Típus



A

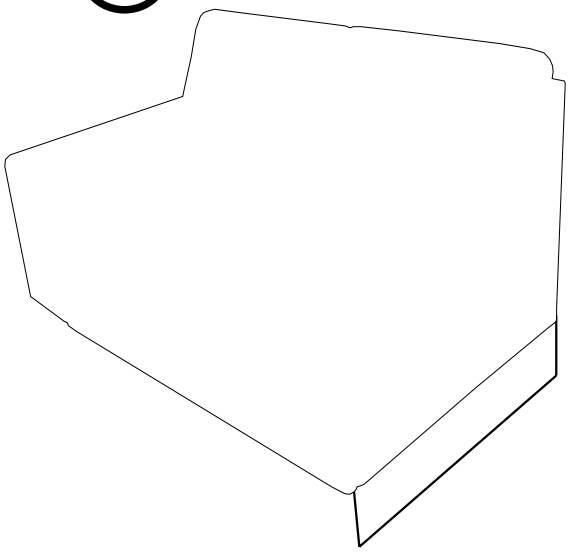

C

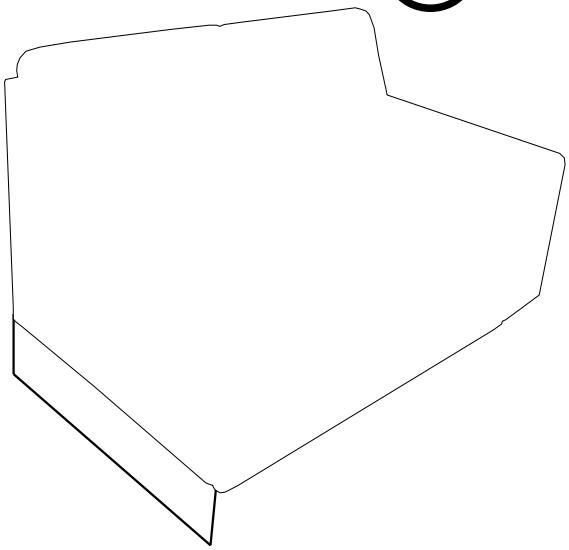

B



D



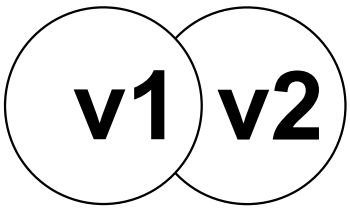
v1
v2

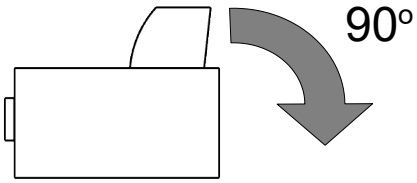
90º

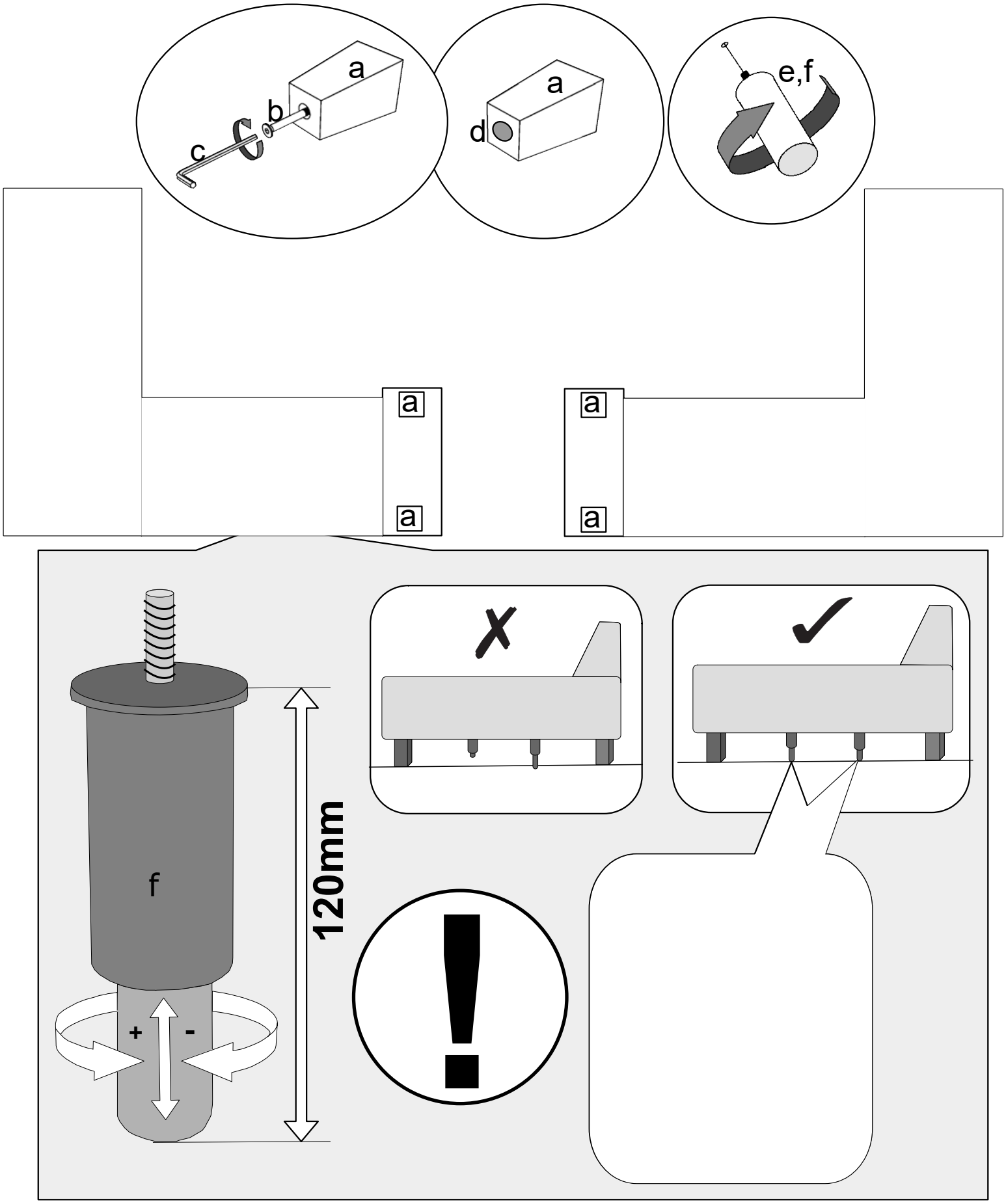
a
b
c
a
d
e,f
a
a
a
a
f
120mm
+
-
!

v3

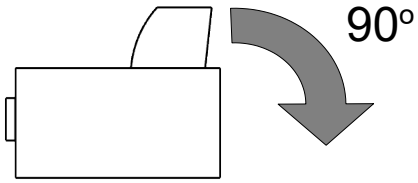

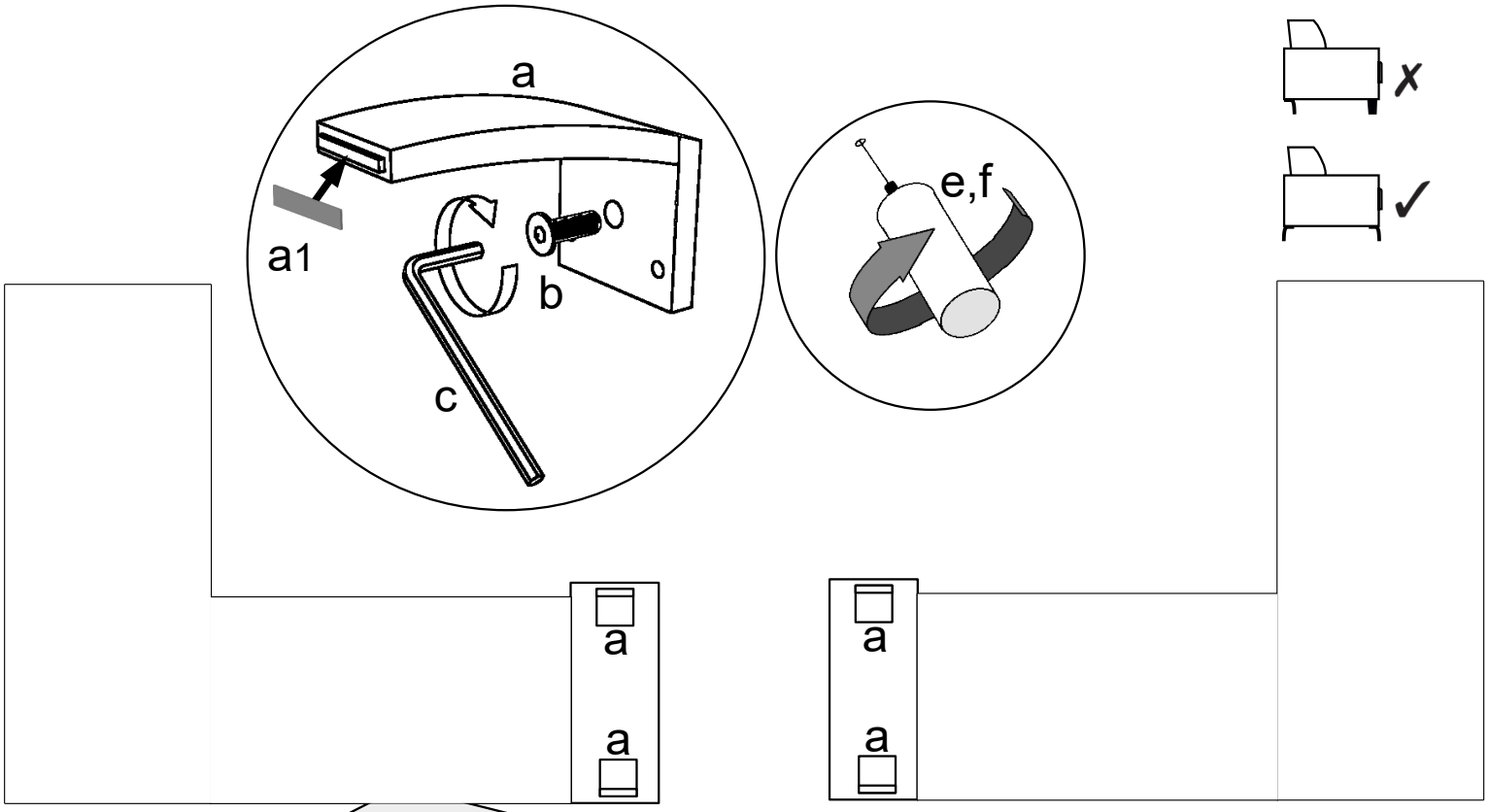

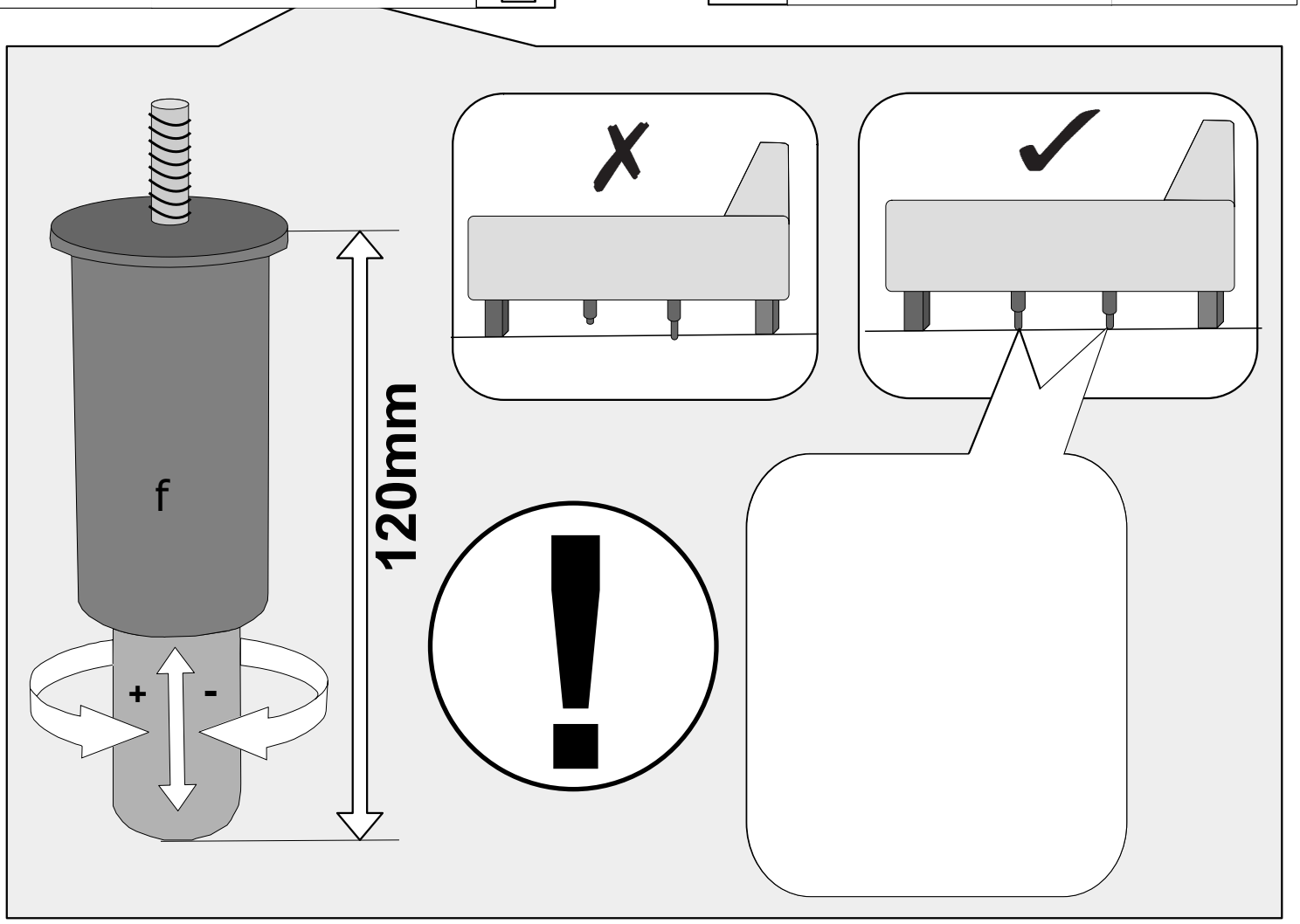

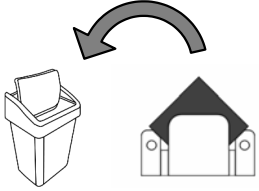

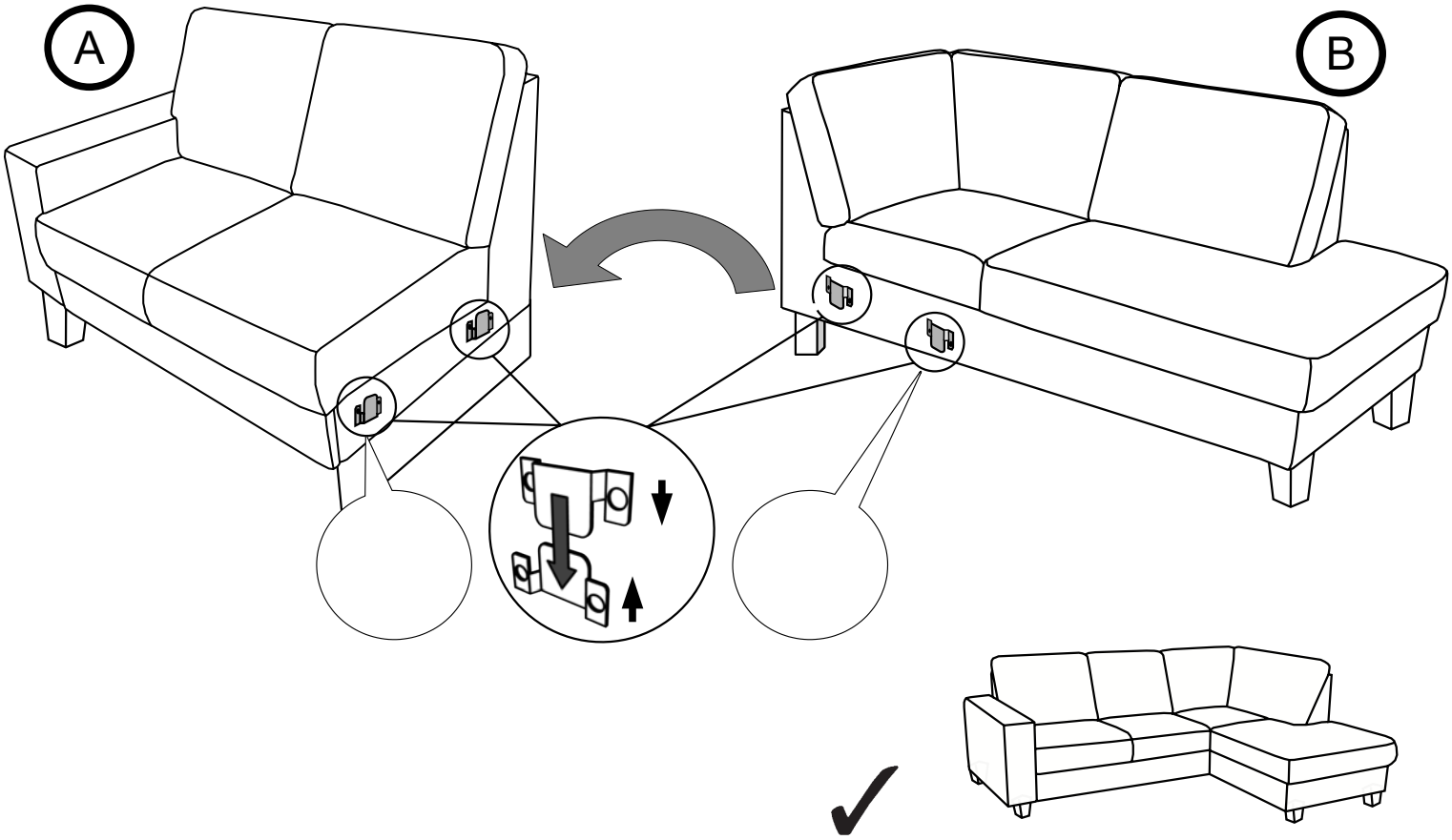
A
B

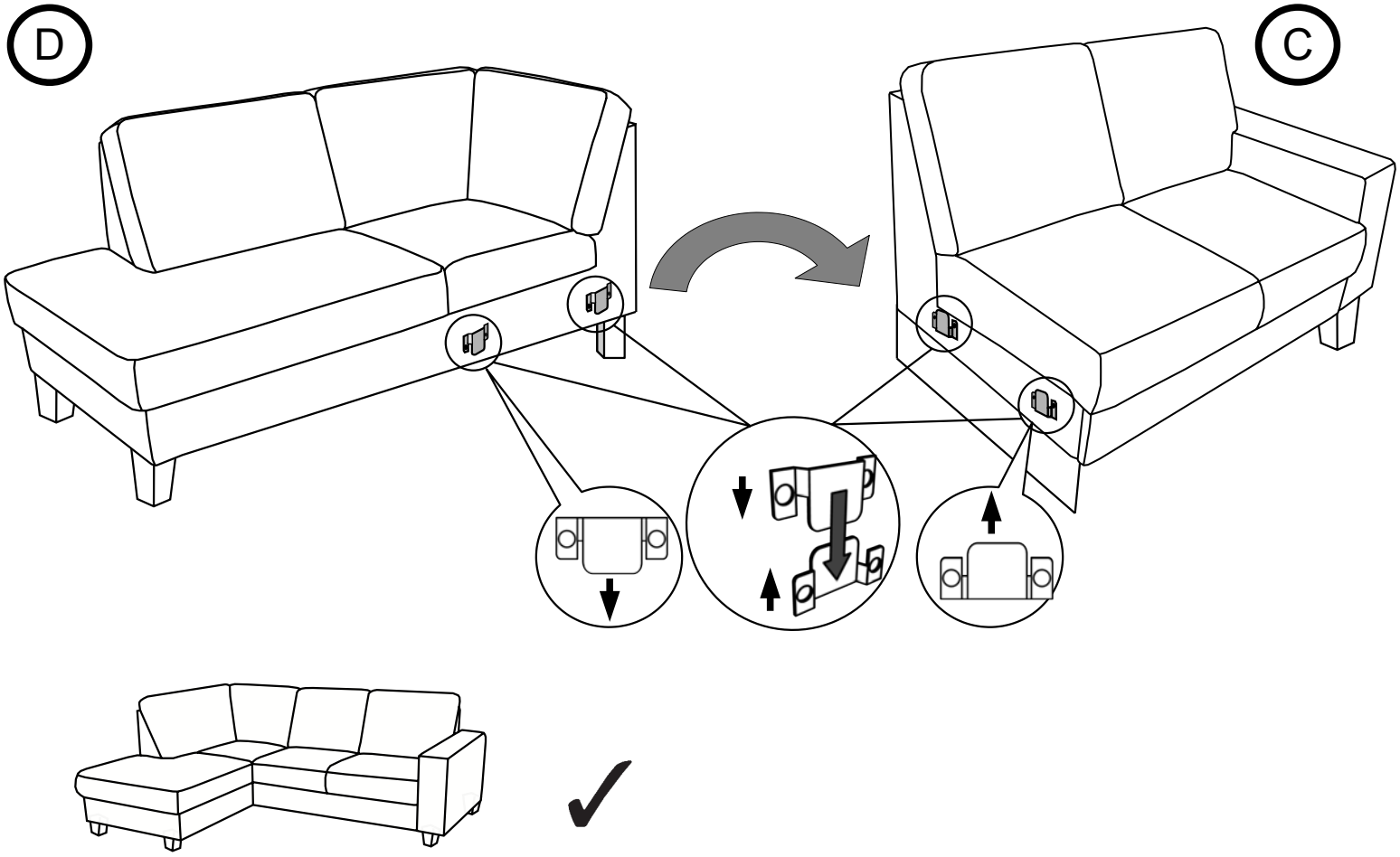
D
C

0074

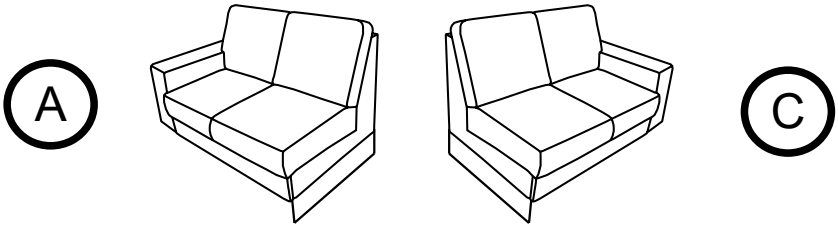

✓	V	X	Y	Z
	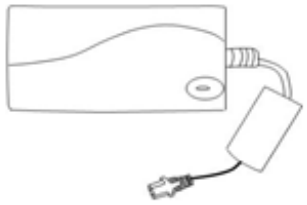 **Input: 100-240V~,50/60Hz,1.6A** **Output: 29V=2A**	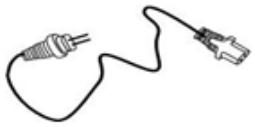 **~ 3 m**	**~ 120 cm**	
	1x	1x	1x	1x

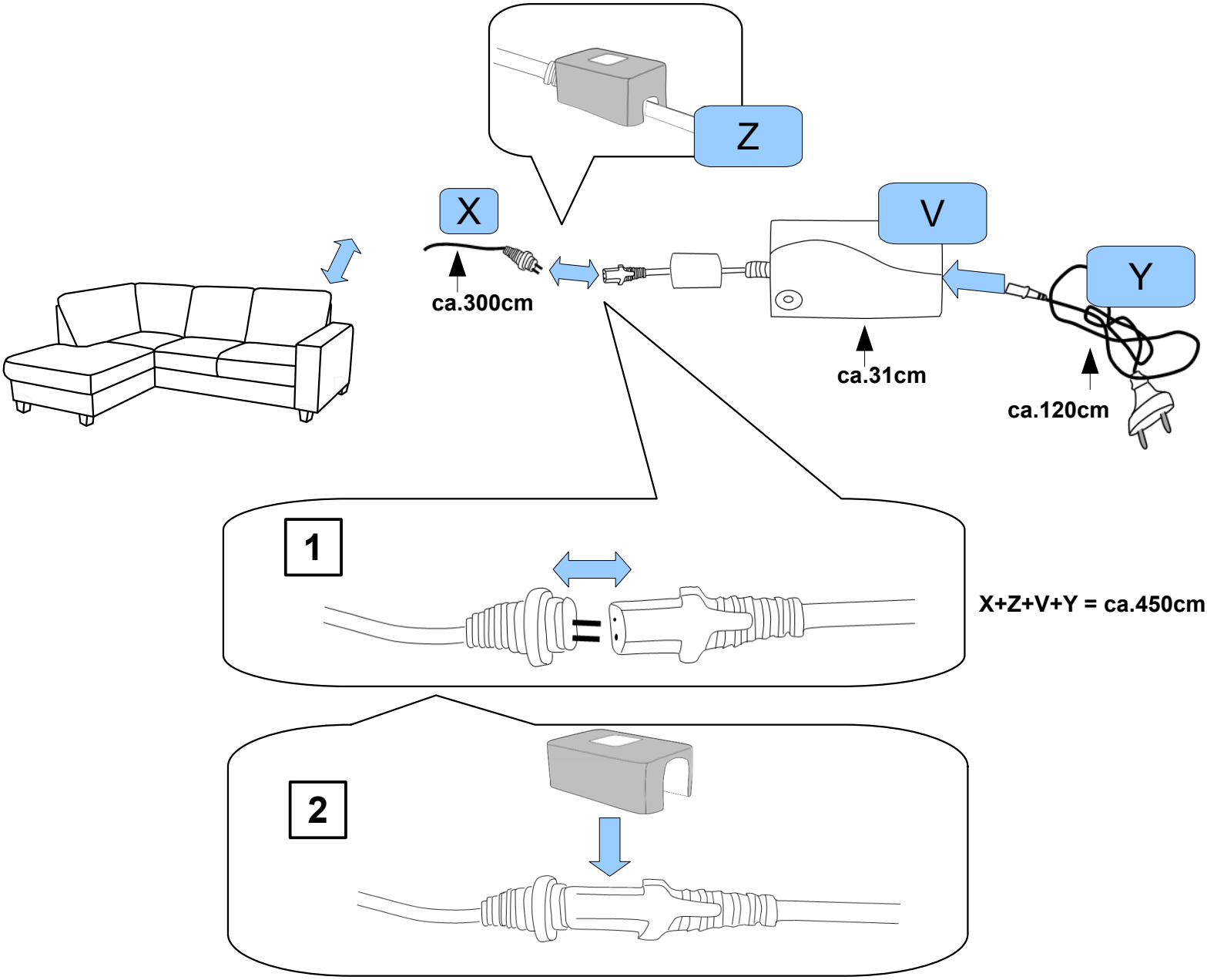

0074 A C

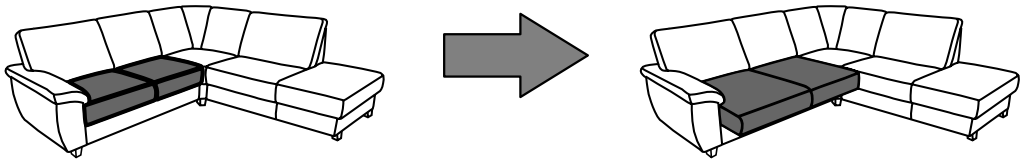

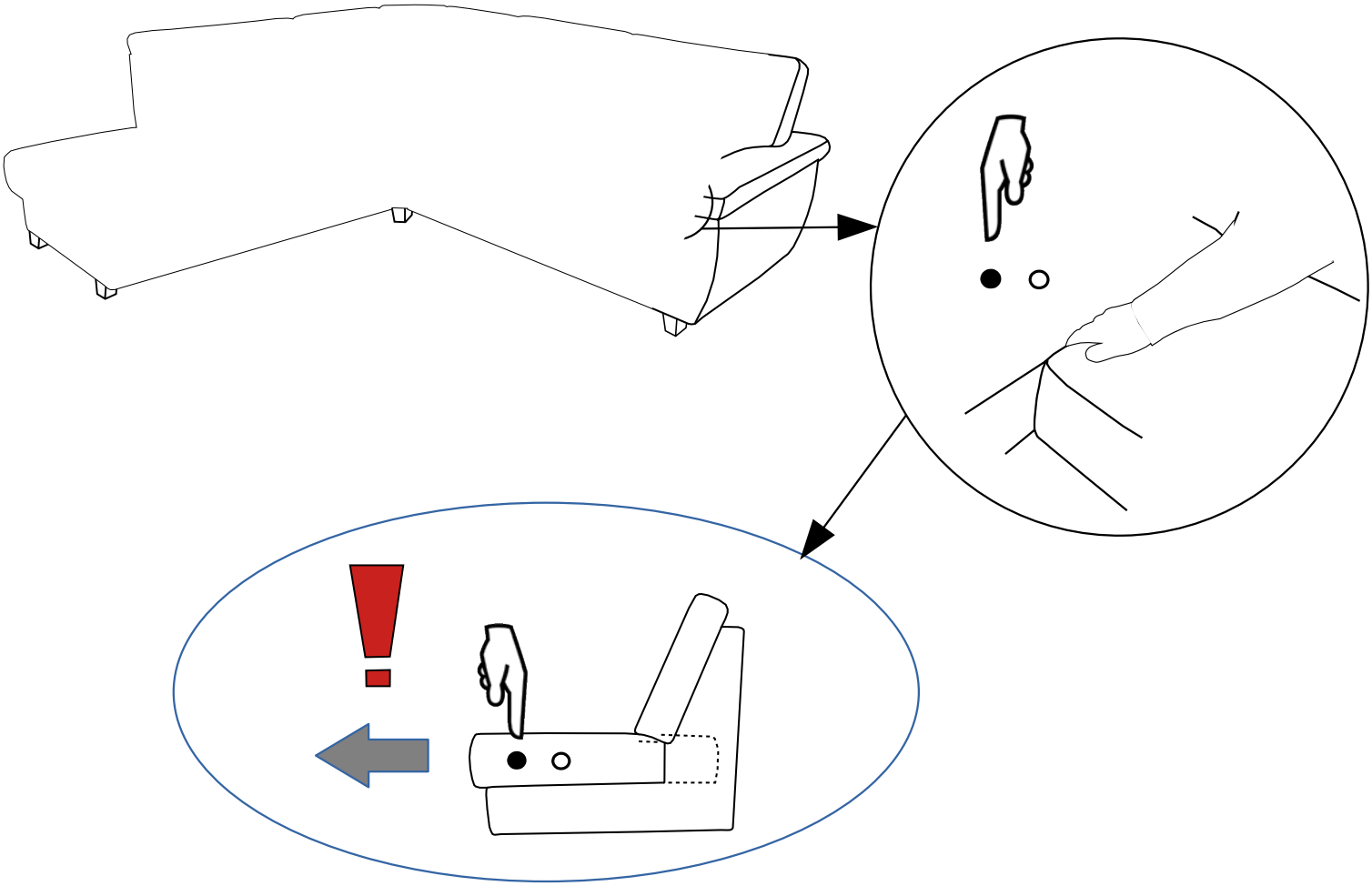

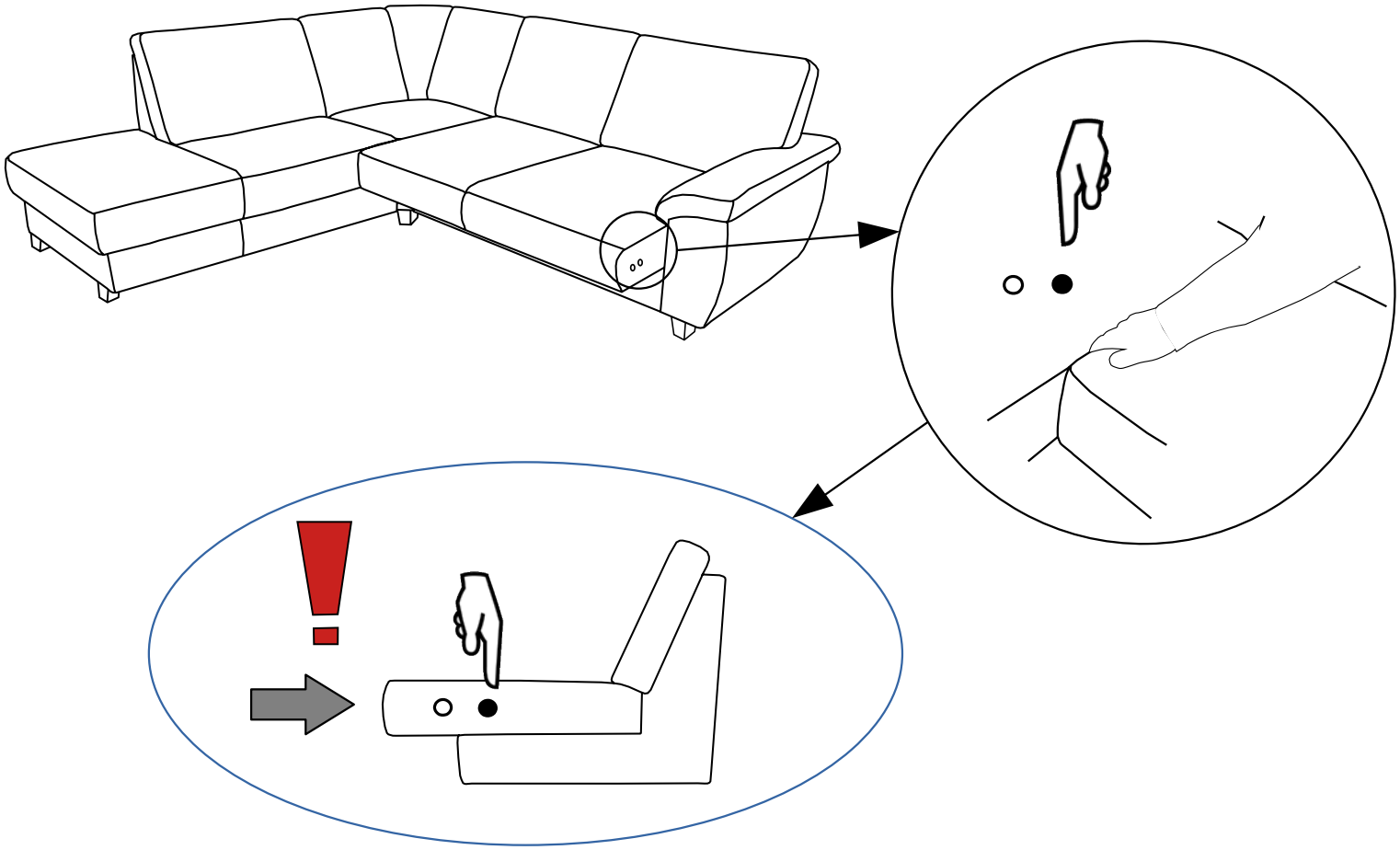





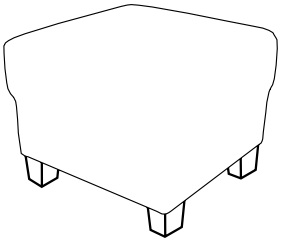

VITO BUDDY, VARESE, CASORIA
ANTONIO, VIVALDI
1200
2200
3200
6030
2021-06/1

D MONTAGEANLEITUNG
BEDIENUNGSANLEITUNG

NL HANDLEIDING VOOR DE MONTAGE
GEBRUIKSAANWIJZING

TR MONTAJ TALIMATI
KULLANIM KLAVUZU

RO INSTRUCŢIUNI DE INSTALARE
INSTRUCŢIUNI DE UTILIZARE

FR NOTICE DE MONTAGE
MANUEL´INSTRUCTIONS

HU KÖZGYŰLÉS UTASÍTÁSOK
KEZELÉSI UTASÍTÁS

SI NAVODILA ZA MONTAŽO
NAVODILA ZA UPORABO

ES INSTRUCCIONES DE MONTAJE
MANUAL DEL USUARIO

GB ASSEMBLY INSTRUCTIONS
INSTRUCTION MANUAL

PL INSTRUKCJA MONTAŻU
INSTRUKCJA OBSŁUGI

RU ИНСТРУКЦИЯ ПО МОНТАЖУ
ИНСТРУКЦИЯ ПО ЭКСПЛУАТАЦИИ

IT ISTRUZIONI DI MONTAGGIO
MANUALE DI ISTRUZIONI

SK MONTÁŽNY NÁVOD
NÁVOD NA POUŽITIE

CZ MONTÁŽNÍ NÁVOD
NÁVOD K POUŽITÍ

PT INSTRUÇÕES DE MONTAGEM
MANUAL DO USUÁRIO

HR UPUTE ZA MONTAŽU
UPUTE ZA UPOTREBU

Service · Dienstverlening · Serwis · Servis · Сервисная служба · Serviciu · Services ·Servizio ·Servisný list · Szolgáltatás · Servisní list

VITO BUDDY, VARESE, ANTONIO, VIVALDI,CASORIA

1200; 2200; 3200; 6030

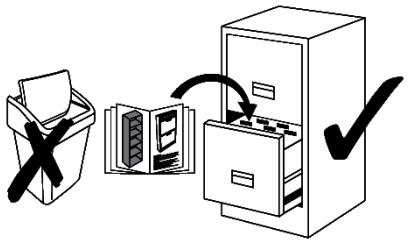

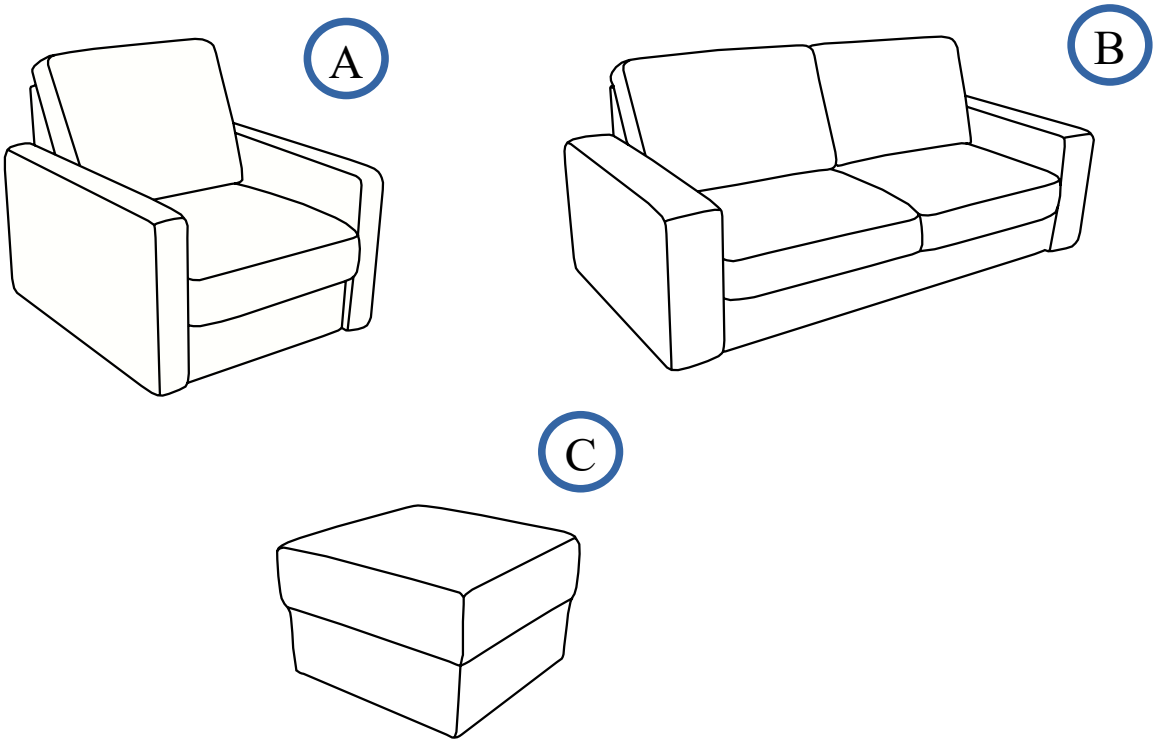

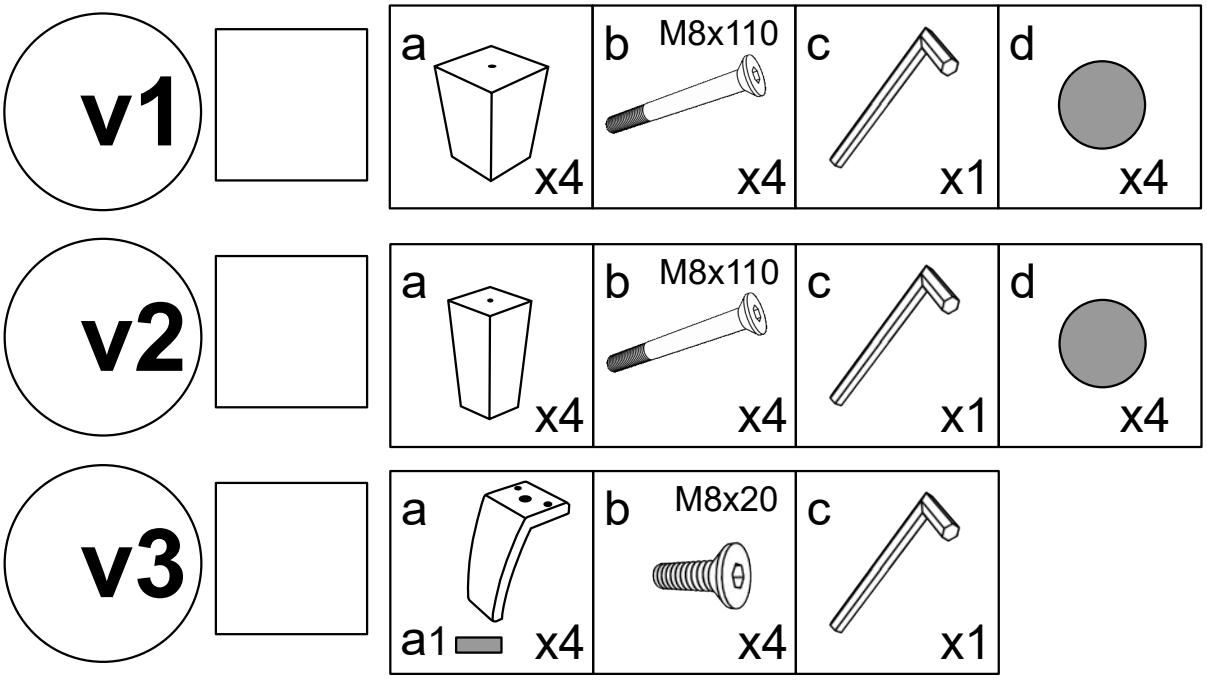

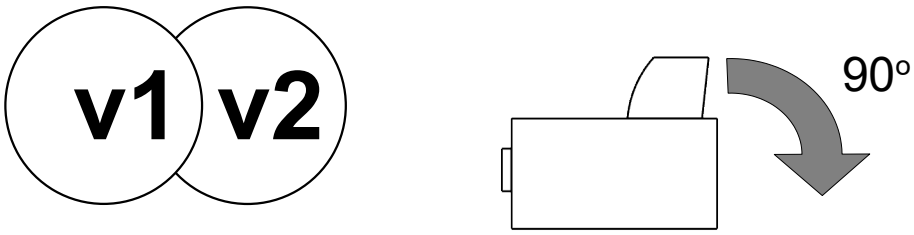
v1
v2
90º

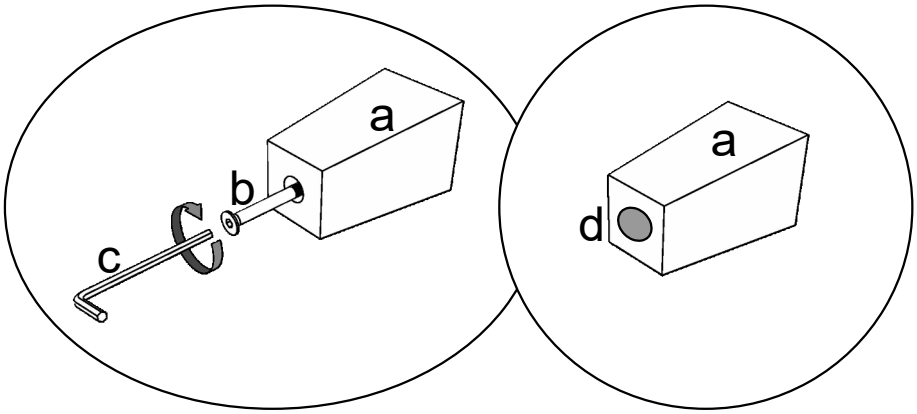
a
b
c
a
d

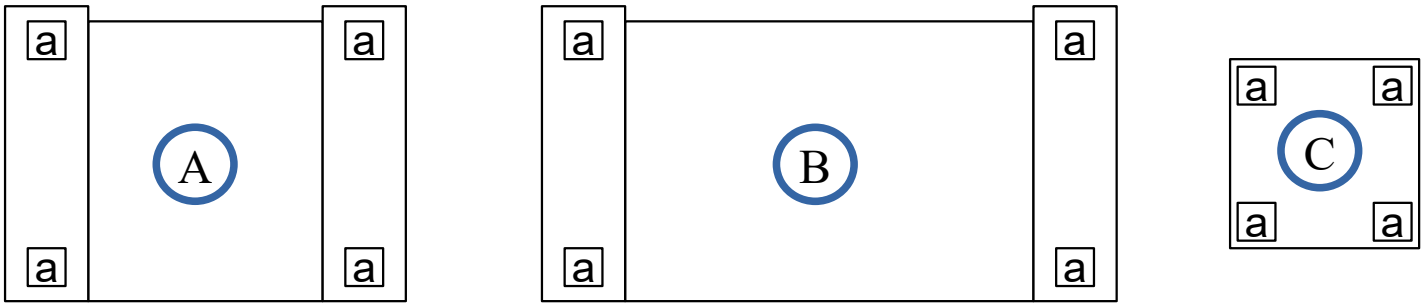
a
a
a
a
A
a
a
a
a
B
a
a
a
a
C

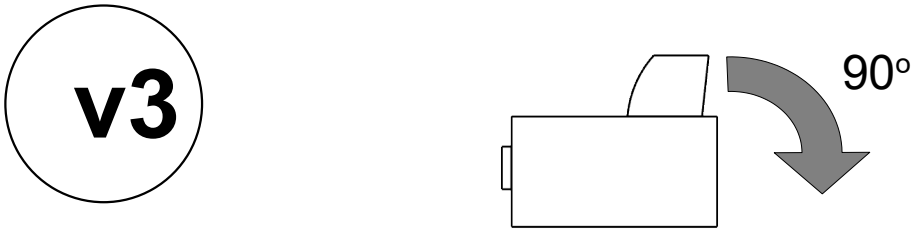
v3
90º


a
a1
b
c

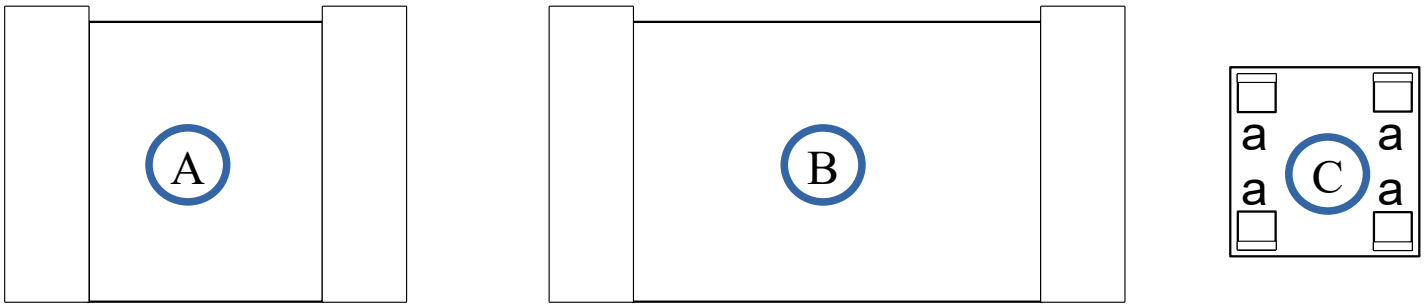
A
B
a
a
a
a
C

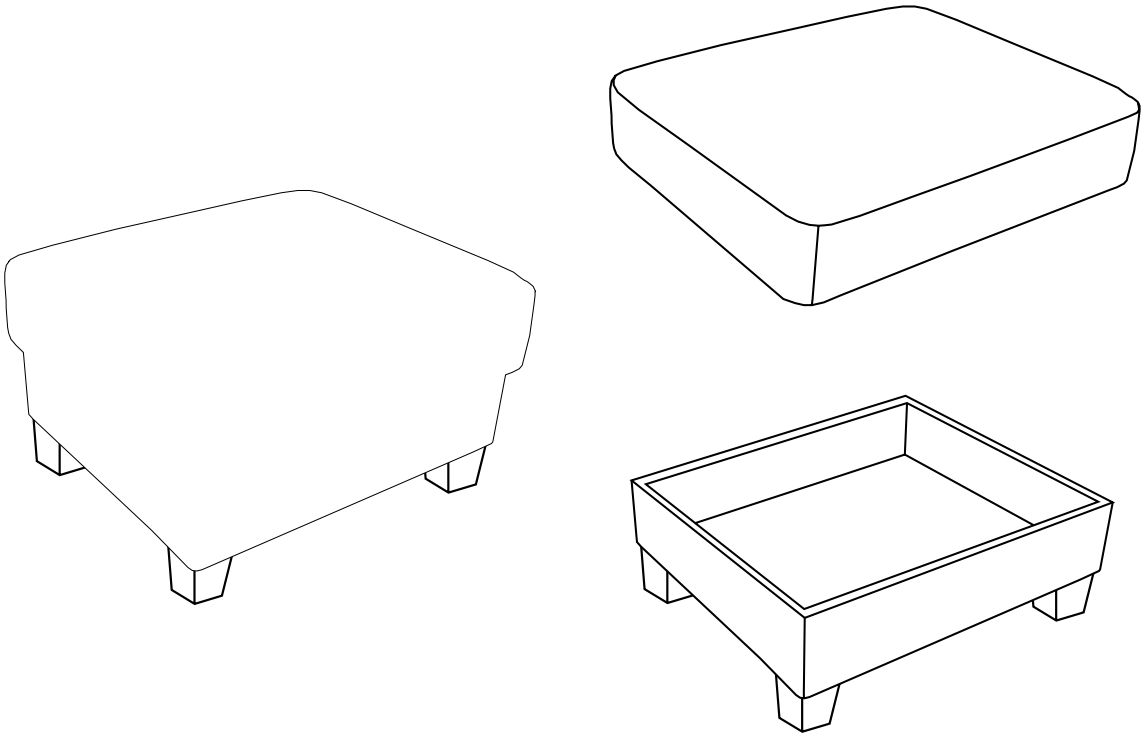

VITO BUDDY, VARESE, CASORIA
ANTONIO, VIVALDI
6020/6030
2021-06/1

D — MONTAGEANLEITUNG
BEDIENUNGSANLEITUNG

NL — HANDLEIDING VOOR DE MONTAGE
GEBRUIKSAANWIJZING

TR — MONTAJ TALIMATI
KULLANIM KLAVUZU

RO — INSTRUCŢIUNI DE INSTALARE
INSTRUCŢIUNI DE UTILIZARE

FR — NOTICE DE MONTAGE
MANUEL´INSTRUCTIONS

HU — KÖZGYŰLÉS UTASÍTÁSOK
KEZELÉSI UTASÍTÁS

SI — NAVODILA ZA MONTAŽO
NAVODILA ZA UPORABO

ES — INSTRUCCIONES DE MONTAJE
MANUAL DEL USUARIO

GB — ASSEMBLY INSTRUCTIONS
INSTRUCTION MANUAL

PL — INSTRUKCJA MONTAŻU
INSTRUKCJA OBSŁUGI

RU — ИНСТРУКЦИЯ ПО МОНТАЖУ
ИНСТРУКЦИЯ ПО ЭКСПЛУАТАЦИИ

IT — ISTRUZIONI DI MONTAGGIO
MANUALE DI ISTRUZIONI

SK — MONTÁŽNY NÁVOD
NÁVOD NA POUŽITIE

CZ — MONTÁŽNÍ NÁVOD
NÁVOD K POUŽITÍ

PT — INSTRUÇÕES DE MONTAGEM
MANUAL DO USUÁRIO

HR — UPUTE ZA MONTAŽU
UPUTE ZA UPOTREBU

Service · Dienstverlening · Serwis · Servis · Сервисная служба · Serviciu · Services ·Servizio ·Servisný list · Szolgáltatás · Servisní list

VITO BUDDY, VARESE, ANTONIO, VIVALDI,CASORIA

6020/6030

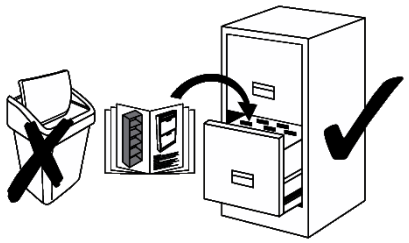

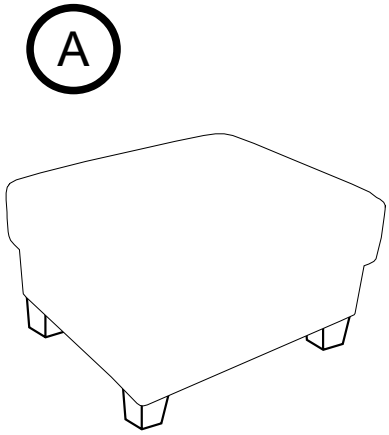

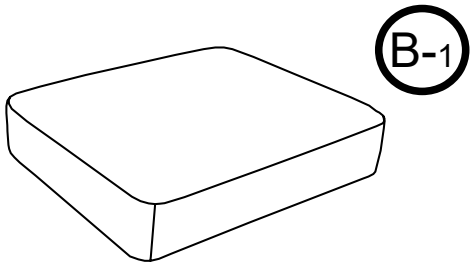

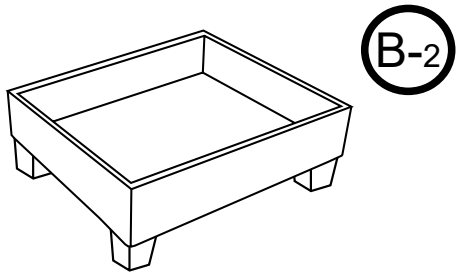

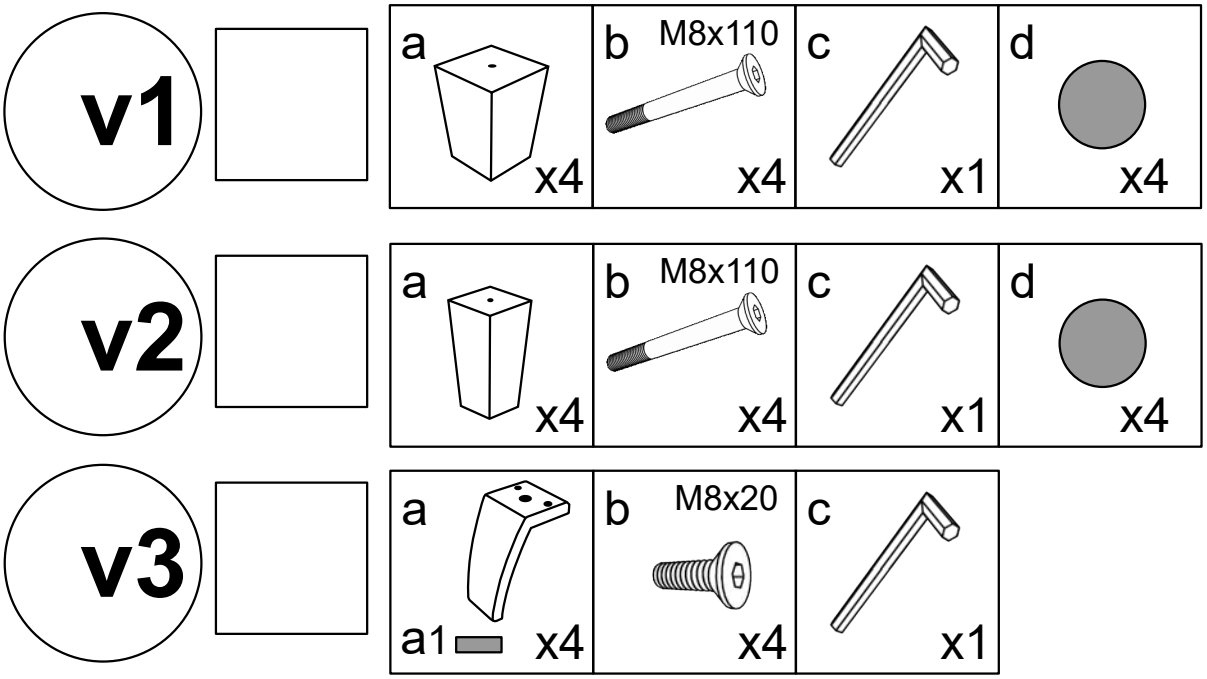

v1 v2

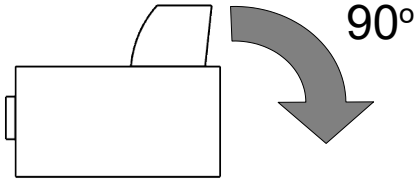

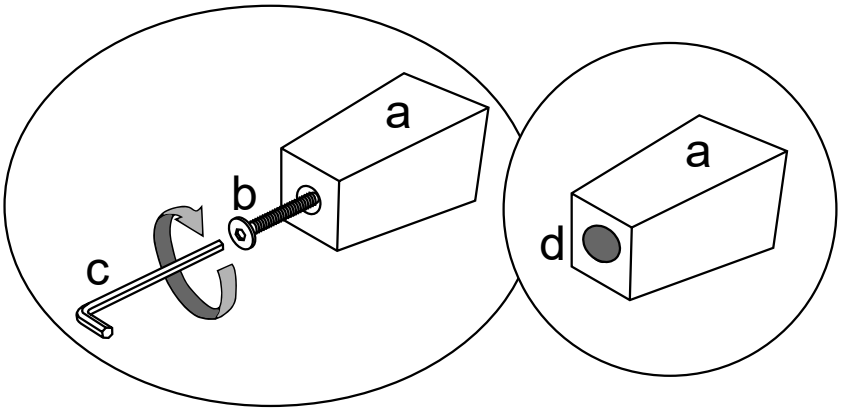

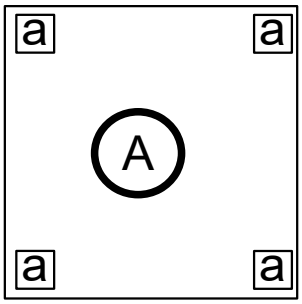

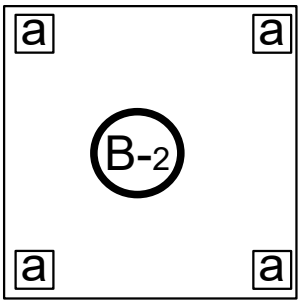

v3

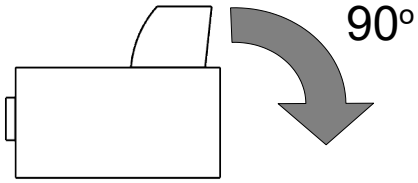

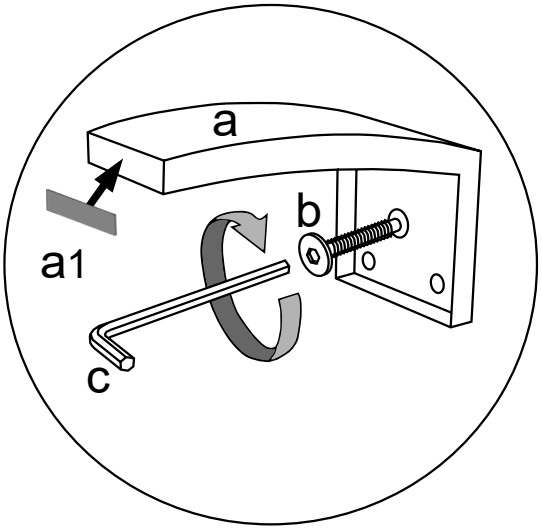

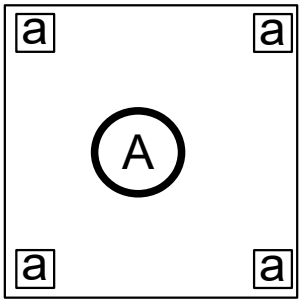

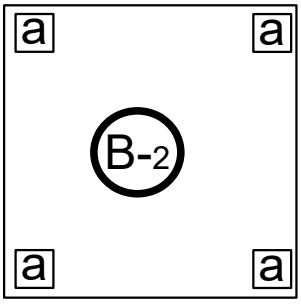

A

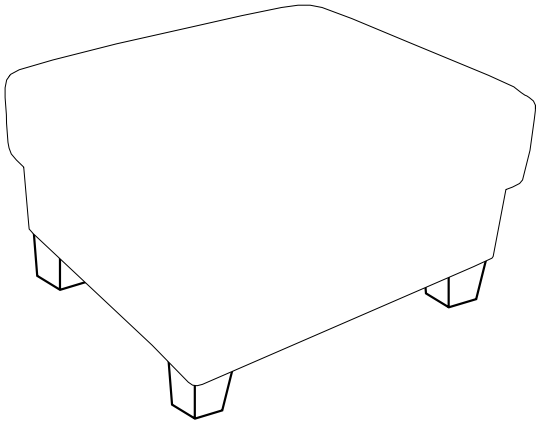

B-1

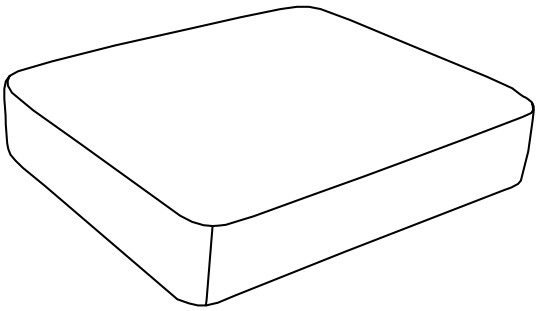

B-2

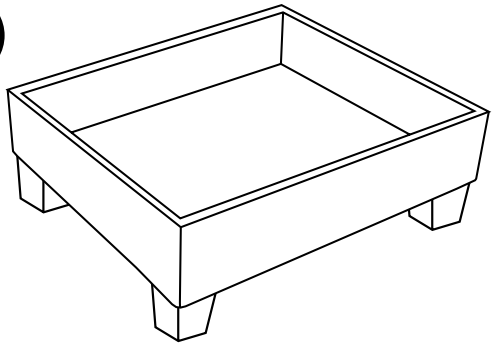

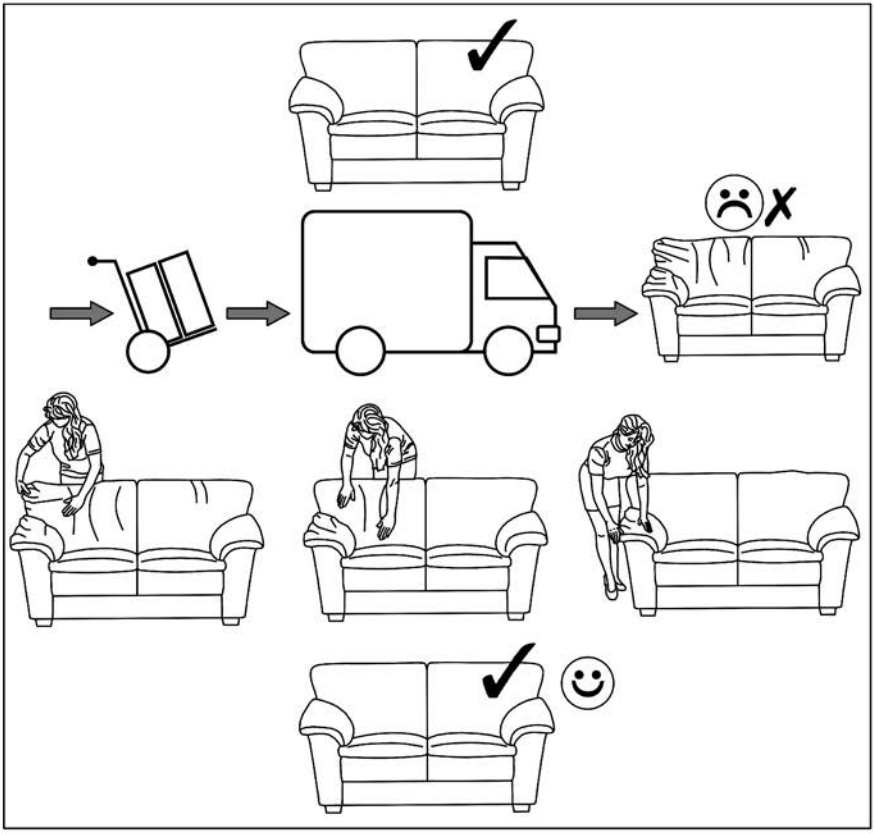



V. 03/03.2019



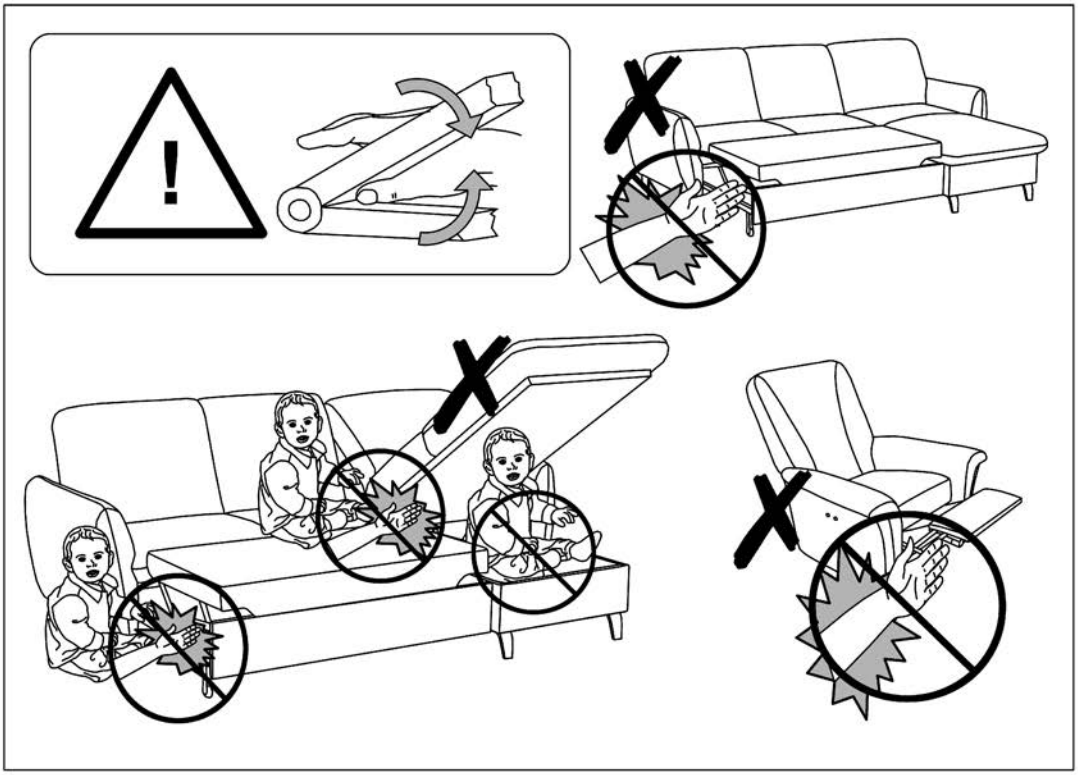

(DE) PFLEGEHINWEISE:

1. SORGFÄLTIG ENTSTAUBEN
2. MIT EINEM WEICHEN, SAUBEREN UND FEUCHTEM TUCH UND LEICHTER SEIFENLAUGE REINIGEN

	DEKOR PAPIER	OBERFLÄCHE LAMINAT	OBERFLÄCHE LACK	LACKIERTEN HOLZ	TEXTIL LEDER
SEIFENLAUGE (NEUTRAL SEIFE)	✔	✔	✔	✔	✔
WASSER MIT HAUSHALTREINIGER		✔	✔		
REINIGUNG NACH HERSTELLERVORGABE					✔

• BENUTZEN SIE KEINE SCHEUERMITTEL WIE PULVER, STAHLWOLLE, LÖSUNGSMITTEL • NICHT ZU NASS ABWISCHEN

(GB) CONSERVATION ADVICES:

1. CAREFULLY WIPE OFF THE DUST
2. MOISTEN A SOFT, CLEAN CLOTH WITH SOAPY WATER

	VENEER WOOD	LAMINATE SURFACE	LAMINATED WOOD SURFACE	VARNISHED SURFACE	FABRIC LEATHER
WATER WITH SOAP (GREY SOAP)	✔	✔	✔	✔	✔
WATER WITH DETERGENT		✔	✔		
MAINTENANCE PRESCRIBED BY THE MANUFACTURER					✔

• DO NOT USE ABRASIVE PRODUCTS: POWDERS, STEEL WOOL, SOLVENTS • DO NOT OVER-WET

(FR) CONSEILS D´ENTRETIEN:

1. DÉPOUSSIÉRER SOIGNEUSEMENT
2. HUMIDIFIER UN CHIFFON DOUX ET PROPRE D´ÉAU SAVONNEUSE

	BOIS DE PLACAGE	SURFACES STRATIFIÉES	SURFACES LAQUÉES	BOIS VERNIS	TISSU CUIR
EAU SAVONNEUSE (SAVON NEUTRE)	✔	✔	✔	✔	✔
EAU ADDITIONNÉE DE DÉTERGENT		✔	✔		
ENTRETIEN SPÉCIFIQUE FABRICANT					✔

• NE JAMAIS UTILISER DE PRODUITS ABRASIFS: POUDRE À RÉCURER, LAINE D´ACIER, SOLVANTS • NE PAS TROP MOUILLER

(PL) PORADY W ZAKRESIE KONSERWACJI:

1. ZETRZEĆ DOKŁADNIE KURZ
2. CZYSTĄ I DELIKATNĄ ŚCIERECZKĘ ZWILŻYĆ LEKKO W WODZIE Z NIEWIELKĄ ILOŚCIĄ MYDŁA

	OKLEINA	POWIERZCHNIA LAMINATU	POW. DREWNA LAKOWANEGO	POWIERZCHNIA LAKIEROWANA	TKANINA SKÓRA
WODA Z MYDŁEM (SZARE MYDŁO)	✔	✔	✔	✔	✔
WODA Z DODATKIEM ŚRODKA MYJĄCEGO		✔	✔		
KONSERWACJA ŚCIŚLE WEDŁUG ZALECEŃ PRODUCENTA					✔

• NIGDY NIE UŻYWAĆ PRODUKTÓW ŚCIERNYCH: PROSZKÓW, DRAPAKÓW, ROZPUSZCZALNIKÓW • NIE MOCZYĆ DUŻĄ ILOŚCIĄ WODY

(IT) CONSIGLI PER LA MANUTENZIONE:

1. SPOLVERATE ACCURATAMENLE
2. INUMIDIRE CON ACQUA LEGGERMENTE INSAPONATA UNO STRACCIO MORBIDO PULITO

	CARTA	SUPERFICIE STRATIFICATE	SUPERFICIE LACCATE	LACCATE E LEGNO VERNICIATO	TESSILE PELLE
ACQUA CON SAPONE (SAPONE NEUTRO)	✔	✔	✔	✔	✔
ACQUA CON DETERSIVO SAN MARO		✔	✔		
MANUTENZIONE SPECIFICA PRODUTTORE					✔

• NON UTILIZZARE MAI PRODOTTI ABRASIVI: POLVERE, LANA DI ACCIALO, SOLVENTI • NON BAGNARE TROPPO

(ES) CONSEJOS PARA EL MANTENIMIENTO:

1. LIMPIAR EL POLVO CON CUIDADO
2. HUMEDECER UN PAÑO SUAVE Y LIMPIO CON AGUA LIGERAMENTE ENJABONADA

	CHAPA DE MADERA	SUPERFICIE LAMINADA	MADERA BARNIZADA	SUPERFICIE LACADA	TELA PIEL
AGUA Y JABON (JABON NEUTRO)	✔	✔	✔	✔	✔
AGUA CON DETERGENTE		✔	✔		
MANTENIMIENTO ESPECIFICO DEL FABRICANTE					✔

• NO USE NUNCA PRODUCTOS ABRASIVOS TALES COMO POLVO DE LIMPIAR, RASCADOR, DISOLVENTES • NO MOJAR EXAGERADAMENTE

(PT) CONSELHOS PARA A MANUTENÇÃO:

1. LIMPE O POEIÇO COM CUIDADO
2. UMEDECER UM PANO SUAVE E LIMPO COM AGUA E UM POUCO DE SABAO

	PLACA DE MADEIRA	SUPERFÍCIE LAMINADA	MADEIRA ENVERNIZADA	SUPERFÍCIE LACADA	TELA PELE
AGUA COM SABÃO (SABÃO NEUTRO)	✔	✔	✔	✔	✔
AGUA COM ST MARC		✔	✔		
INSTRUÇÕES ESPECIFICAS					✔

• NUNCA UTILIZAR PRODUTOS ABRASIVOS POS, LA DE AÇO, SOLVENTES • NAO MOLHAR DEMASIADO

(SK) TIPY NA ÚDRŽBU:

1. PRACH DÖKLADNE UTRITE
2. ČISTU A JEMNU HANDRIČKU NAVLHČIŤ LAHKO VO VODE Z MALÝM MNOŽSTVOM MYDLA

	TENKÁ LAMINÁTOVÁ	LAMINÁTOVÝ POVRCH	DREVENÝ POVRCH LAKOVANÝ	LAKOVANÝ POVRCH	TKANINA ČALÚDNENÁ
VODA Z MYDLOM	✔	✔	✔	✔	✔
VODA Z UMÝVAJÚCIM PROSTRIEDKOM		✔	✔		
UDRŽBA IBA PODĽA POPISU VÝROBCU					✔

• NIKDY NEPOUŽÍVAŤ PROSTRIEDKY S DRSNÝM POVRCHOM : PRÁŠKOV,DROTENIEK A RIEDIDIEL• NENAMÁČAJTE VELKÝM MNOŽSTVOM VODY

(CZ) TIPY NA ÚDRŽBU:

1. DŮKLADNĚ OTŘÍT PRACH
2. ČISTÝ A MĚKKÝ HADŘÍK LEHCE NAVLHČIT VE VODĚ S MALÝM MNOŽSTVÍM MÝDLA

	DÝHA	LAMINÁTOVÝ POVRCH	LAKOVANÝ DŘEVĚNÝ POVRCH	LAKOVANÝ POVRCH	KOŽENÁ ČALOUNĚNÁ LÁTKA
VODA S MÝDLEM	✔	✔	✔	✔	✔
VODA S ČISTÍCÍM PROSTŘEDKEM		✔	✔		
DODRŽET ÚDRŽBU POSKYTOVANOU VÝROBCEM					✔

• NEPOUŽÍVEJTE ABRAZIVNÍ PROSTŘEDKY: PRÁSEK, ROZPOUSTEDLA • NENAMÁČEJTE VELKÉ MNOŽSTVÍ VODY

(NL) ONDERHOUDSVOORSCHRIFT:

1. ZORGVULDIG STOFVRIJ MAKEN
2. MET EEN ZACHTE SCHONE EN VOCHTIGE DOEK MET NEUTRALE ZEEP REINIGEN

	FOLIE	TOPLAAG LAMINAAT	TOPLAAG LAK	GELAKT HOUT	TEXTIEL LEER
NEUTRALE ZEEP	✔	✔	✔	✔	✔
WATER MET HUISHOUD REINIGINGSMIDDEL		✔	✔		
DOOR DE PRODUCENT GESPECIFICEERD ONDERHOUD					✔

• GEBRUIKT U GÉÉN SCHUURMIDDELEN ZOALS SCHUURPOEDER, STAALWOL, OPLOSMIDDEL • NIET TE NAT AFNEMEN

(HU) KARBANTARTÁSI TANÁCSOK:

1. ALAPOSAN LETÖRÖLNI A PORT
2. EGY TISZTA ÉS LÁGY TÖRLŐKENDŐT BENEDVESÍTENI ENYHÉN SZAPPANOS VÍZZEL

	FURNÉR	LAMINÁLT FELÜLET	LAKKOZOTT FAFELÜLET	LAKKOZOTT FELÜLET	BŐRKÁRPIT
SZAPPANOS VÍZ (MOSÓSZAPPAN)	✔	✔	✔	✔	✔
MOSÓSZERES VÍZ		✔	✔		
KARBANTARTÁS SZIGORÚAN A GYÁRTÓ UTASÍTÁSAI SZERINT					✔

• SOHA NE HASZNÁLJON SÚROLÓ HATÁSU TISZTÍTÓSZERT: PORT, KAPARÓT, OLDÓSZERT• NE ÁZTASSA BŐ VÍZZEL

(RO) SFATURI PENTRU ÎNTREȚINERE:

1. ȘTERGEȚI BINE PRAFUL
2. UMEZIȚI UȘOR O LAVETĂ USCATĂ ȘI DELICATĂ ÎN APĂ CU PUȚIN SĂPUN

	FURNIR	SUPRAFAȚĂ LAMINAT	SUPRAFAȚĂ LEMN LĂCUIT	SUPRAFAȚĂ LĂCUITĂ	ȚESĂTURĂ CĂPTUȘEALĂ PIELE
APĂ CU SĂPUN	✔	✔	✔	✔	✔
APĂ CU DETERGENT		✔	✔		
ÎNTREȚINEȚI ÎN CONFORMITATE STRICTĂ CU RECOMANDĂRILE PRODUCĂTORULUI					✔

• NU FOLOSIȚI NICIODATĂ PRODUSE ABRAZIVE: DETERGENȚI PRF, ZGÂRIETOARE, DILUANȚI • NU SPĂLAȚI CU O CANTITATE MARE DE APĂ

(RU) РЕКОМЕНДАЦИИ ПО УХОДУ:

1.ТЩАТЕЛЬНО ВЫТЕРЕТЬ ПЫЛЬ
2. ЧИСТУЮ И МЯГКУЮ ТРЯПОЧКУ СЛЕГКА УВЛАЖНИТЬ В ВОДЕ С НЕБОЛЬШИМ КОЛИЧЕСТВОМ МЫЛА

	ОБЛИЦОВКА	ЛАМИНИРУЮЩАЯ ПЛЁНКА	ПОВЕРХНОСТЬ ЛАКИРОВАННОЙ ДРЕВЕСИНЫ	ЛАКИРОВАННАЯ ПОВЕРХНОСТЬ	ОБИВОЧНАЯ ТКАНЬ, КОЖА
ВОДА С МЫЛОМ (ХОЗЯЙСТВЕННОЕ МЫЛО)	✔	✔	✔	✔	✔
ВОДА С ДОБАВКОЙ МОЮЩЕГО СРЕДСТВА		✔	✔		
УХОД СТРОГО ПО УКАЗАНИЯМ ПРОИЗВОДИТЕЛЯ					✔

• НИВ КОЕМ СЛУЧАЕ НЕ ИСПОЛЬЗОВАТЬ АБРАЗИВНЫХ ИЗДЕЛИЙ: ПОРОШКОВ, ЦАРАПОК, РАСТВОРИТЕЛЕЙ • НЕ СМАЧИВАТЬ БОЛЬШИМ КОЛИЧЕСТВОМ ВОДЫ

(TU) BAKIM TALİMATLARI:

1. TOZUNU DİKKATLİCE ALINIZ
2. YUMUŞAK VE TEMİZ BİR BEZİ SABUNLU SU İLE ISLATINIZ

	KAPLAMA	LAMİNAT YÜZEY	LAKE AHŞAP YÜZEY	LAKE YÜZEY	DÖŞEMELİK KUMAŞ, DERİ
SABUNLU SU (NORMAL SABUN)	✔	✔	✔	✔	✔
DETERJANLI SU		✔	✔		
ÜRETİCİNİN BAKIM VE YIKAMA TALİMATLARI					✔

• TOZ, TEL, SOLVENT GİBİ AŞINDIRICI ÜRÜNLERİ KULLANMAYINIZ • BOL SU İLE ISLATMAYINIZ

(SI) NASVETI ZA VZDRŽEVANJE:

1. SKRBNO OBRIŠITE PRAH
2. ČISTO IN MEHKO KRPO RAHLO NAVLAŽITE V VODI Z MAJHNO KOLIČINO MILA

	FURNIR	POVRŠINA LAMINATA	POVRŠINA LES LAK	LAKIRANA POVRŠINA	OBLAZINJENJE USNJE
VODA IN MILO (MEHKO MILO)	✔	✔	✔	✔	✔
VODA Z DODATKOM DETERGENTA		✔	✔		
VZDRŽEVATI DOSLEDNO V SKLADU Z NAVODILI PROIZVAJALCA					✔

• NIKOLI NE UPORABLJAJTE ABRAZIVNIH SREDSTEV: PRAŠKOV, GOBIC IZ ŽICE, TOPIL • NE NAMAKAJTE Z VELIKO KOLIČINO VODE

(HR) UPUTE ZA ODRŽAVANJE:

1. PAŽLJIVO OBRISATI PRAŠINU
2. PREBRISATI ČISTOM, MEKOM TKANINOM NAVLAŽENOJ U BLAGOJ OTOPINI SAPUNA ILI DETERDŽENTA

	PAPIR	LAMINAT	LAK	DRVO	TEKSTIL KOŽA
OTPINA SAPUNA	✔	✔	✔	✔	✔
OTPINA DETERDŽENTA		✔	✔		
NAMJENSKA SREDSTVA					✔

• ZABRANJENA JE UPOTREBA KEMIKALIJA ILI BILO KAKVIH POMOĆNIH SREDSTAVA ZA RIBANJE JAKIH DSREDSTAVA ZA ČIŠĆENJE ILI ČELIČNE VUNE

• ZABRANJENO JE ČIŠĆENJE SA PREVIŠE VODE/VLAGE

Herstellerkenzeichnung:

Hergestellt für VITO durch

SCS Sp. z o.o.

Ul. Fabryczna 13

69-110 Rzepin

Polen

sitandmore@steinpol.com.pl